

THE
Ultimate
collection COMPOSITE DOORS



the ultimate **composite door**

FEATURING INTELLIGENT TIMBER INSIDE®



The Ultimate Welcome Home

By choosing an Ultimate Collection door you have selected the **best in its class**.

With the finest detail and replication of real wood, our High density GRP door construction is both practical and beautiful. By every other measure we have worked to ensure that your Ultimate choice will **achieve full marks**.

With an unrivalled range of door and glazing styles, state-of-the-art core construction and hardware, we guarantee the Ultimate Collection will **tick all your boxes**.

Your door should be proud entrance to your home, keep you safe inside and keep the elements out.

We work hard to make this a reality.

A door that will look fantastic and that will work practically, perfectly and consistently for years, making your choice one **you can be proud of**.

Adding varying degrees of your own personality is Exciting and easy with our brochure. Making the right choices for your home is important and our detailed and carefully explained options will definitely **make the grade**.

We've done the research for you, so let us guide you through the options and the technical details.

Our **pencil guide** give hints and tips throughout.








The Ultimate In Precision

With the latest in CNC technology, highly skilled operatives and our purpose designed factory, it is no surprise that the Ultimate Range enjoys a consistent reputation for excellence in precision made doors.

Manufacturing with the highest quality machinery and components ensures that your detailed requirements are followed to the millimetre, providing you with beautifully made doors that will perform perfectly for many years.

Composite doors are engineered from a variety of components which have to work together in close tolerances to ensure they operate, provide maximum security and look at their best for many years.

Our investment in the very best technology, skill and components provides assurance that gives the Ultimate Range guaranteed and long lasting quality.




Door Colour Options

Our colour collection has been specially designed to help you put together the perfect colour palette for your door. Every home is different and our beautiful range of colours combines both muted heritage shades and bolder vibrant options, to harmonise with your home and keep it looking good for years to come.

Standard Colour Range

Our standard colour options are quite varied and can cover most tastes. Doors are white internally as standard. Oak and Rosewood effects are stained and lacquered.



Custom Colour Range

Our custom colour options open up a world of choice, painted from the colours shown and guaranteed for 10 years.



Door colours shown are for guidance only and are as accurate as photographic and printing processes allow.

Frame Options

Standard PVCu Frame

Our standard frame colours include white PVC-U and woodgrain effect PVCu. The woodgrain effect is achieved with a special foil and is available in a variety of finishes all of which can have the finish to both inside and outside or just to the outside. Finishes include: White PVCu (no foil), Rosewood, Light Oak, Black*, Anthracite Grey, Cream and White woodgrain.

*The black foil is not a true black and can look dark brown in some light conditions

Custom Frame

Our custom colours offer the same world of choice as the custom door colour range, in fact they are identical paint finishes. They are applied to a woodgrain effect foil to ensure an authentic look and feel. As a result, we also guarantee the paint finish on our frames for 10 years.



Standard PVCu Frame
Standard smooth PVCu or woodgrain effect foiled frame



Custom Color Frame
Colour-matched to the door with a special foil and paint finish. Different door/frame colours can be chosen to further personalise your door.

Door Styles



Dual Glazed
Page 6



Dual Glazed Arch
Page 6



4 Panel Solid
Page 6



Tops & Mids
Page 8



Tops
Page 8



6 Panel Solid
Page 8



Half Moon & Mids
Page 10



Half Moon
Page 10



Half Moon Sunburst
Page 10



Half Glazed
Page 12



Half Glazed Grid
Page 12



Half Glazed Arch
Page 14



Half Glazed Arch Grid
Page 14



3-Quarter Glazed
Page 16



Cottage Diamond
Page 18



Cottage 3 Diamond
Page 18



Cottage Short
Page 18



Cottage Stable
Page 18



Morse
Page 20



Longlite
Page 22



4 Top
Page 24



5 Top Round
Page 24



Porthole
Page 26



Door Colour: **Black**
Decorative Glass: **Flair**

Shown
with matching
Black
frame

Dual Glazed

Dual Glazed is one of our most popular designs, for very obvious reasons. The two glass panels offer a stunning feature in a traditional design.



Dual Glazed

Dual Glazed Arch

4 Panel Solid

Door Colour: **Silk Grey**

Decorative Glass: **Dorchester Amber***



Door Colour: **Red Violet**

Decorative Glass: **Classic**



Door Colour: **Turquoise Blue**

Decorative Glass: **Linear***



Door Colour: **Traffic Grey**

Decorative Glass: **Elegance**



Door Colour: **Ultramarine Blue**

Decorative Glass: **Kensington***



Door Colour: **Anthracite Grey**

Decorative Glass: **Reflections***



Door Colour: **Golden Oak**

Decorative Glass: **Prairie**



Door Colour: **Pastel Turquoise**

Decorative Glass: **Flair**



* Not available in Dual Glazed Arch.



Door Colour: **Turquoise Blue**

Decorative Glass: **Prairie**

Tops and Mids

Tops and Mids is a variation on one of our most popular designs. Two or four panel glass designs offer varying amounts of light and privacy.



Tops & Mids



Tops



6 Panel Solid

Door Colour: **Cream**

Decorative Glass: **Zinc Star**



Door Colour: **Black**

Decorative Glass: **Classic**



Door Colour: **Sky Blue**

Decorative Glass: **Prairie**



Door Colour: **Purple Violet**

Decorative Glass: **Reflections**



Door Colour: **Duck Egg**

Decorative Glass: **Kensington**



Door Colour: **Pastel Violet**

Decorative Glass: **Dorchester Amber**





Door Colour: **Rosewood**

Decorative Glass: **Classic**

Half Moon and Mids

Half Moon variants are a truly traditional design. The half moon feature is an elegant feature which is chosen for its smooth lines.



Half Moon & Mids



Half Moon



Half Moon Sunburst

Door Colour: **Pastel Blue**

Decorative Glass: **Dorchester Blue**




Door Colour: **Traffic Grey**

Decorative Glass: **Classic**



Door Colour: **Golden Oak**

Decorative Glass: **Prairie**



Door Colour: **Ultramarine Blue**

Decorative Glass: **Kensington**



Door Colour: **Chartwell Green**

Decorative Glass: **Reflections**



Door Colour: **Silk Grey**

Decorative Glass: **Zinc Star**





Door Colour: **Mouse Grey**

Decorative Glass: **Kensington**

Half Glazed

Traditionally chosen as a back door design, modern glass styles can also let light flood into the front of your home. The Grid option is used with clear or patterned glass and the blind system is perfect for back door privacy.



Half Glazed

Half Glazed Grid

Door Colour: **Duck Egg**

Decorative Glass: **Reflections**



Door Colour: **Rosewood**

Decorative Glass: **Elegance**



Door Colour: **Anthracite Grey**

Decorative Glass: **Simplicity**



Door Colour: **Turquoise Blue**

Decorative Glass: **Kensington**



Door Colour: **Green**

Decorative Glass: **Linear**



Door Colour: **White**

Decorative Glass: **Venetian Blind**



Control light and privacy with instant fingertip control when you select an integrated door blind.

This Venetian blind is cleverly encapsulated within the insulated glass cavity of this door to provide a zero maintenance blind. The blind can be raised, lowered and easily tilted using the unobtrusive fingertip control on the edge of the frame. Say goodbye to tiresome dusting and hello to a beautifully controlled environment you'll love!



Door Colour: Light Grey

Decorative Glass: **Simplicity**

Shown
with matching
Light Grey
frame

Half Glazed Arch

The Half Glazed Arch is a stunning variation on the Half Glazed design. Providing lots of light and with a Grid option that creates a very distinctive look.



Half Glazed Arch Half Glazed Arch Grid

Door Colour: **Cream**

Decorative Glass: **Reflections**



Door Colour: **Anthracite Grey**

Decorative Glass: **Elegance**



Door Colour: **Traffic Grey**

Decorative Glass: **Simplicity**



Door Colour: **Silk Grey**

Decorative Glass: **Kensington**



Door Colour: **Purple Violet**

Decorative Glass: **Classic**



Door Colour: **Blue**

Decorative Glass: **Zinc Star**





Door Colour: **Cream**

Decorative Glass: **Reflections**

Shown
with
contrasting
Black
frame

3-Quarter Glazed

The 3-Quarter door design has a feel of Art Deco. Stunning long glass designs make a real showcase for your home.


Door Colour: **Black**

Decorative Glass: **Reflections**



Door Colour: **Red**

Decorative Glass: **Simplicity**



Door Colour: **Golden Oak**

Decorative Glass: **Prairie**



Door Colour: **Traffic Grey**

Decorative Glass: **Havana**



Door Colour: **Pastel Turquoise**

Decorative Glass: **Symphony**



Door Colour: **Chartwell Green**

Decorative Glass: **Kensington**




Door Colour: **White**

Decorative Glass: **Bullseye**

Shown
with
Stable Door
option

Cottage

Cottage door designs are some of our most popular. Suitable for both front and back doors, designs are flexible, traditional as well as contemporary.



Cottage Diamond Cottage 3 Diamond Cottage Short Cottage Stable

Door Colour: **Light Grey**

Decorative Glass: **Simplicity**



Door Colour: **Purple Violet**

Decorative Glass: **Kensington**



Door Colour: **Turquoise Blue**

Decorative Glass: **Dorchester**



Door Colour: **Black**

Decorative Glass: **Bullseye**



Door Colour: **Chartwell Green**

Decorative Glass: **Dorchester Green**



Door Colour: **Golden Oak**

Decorative Glass: **Kensington**



Door Colour: **Cream**

Decorative Glass: **Prairie**



Door Colour: **Rosewood**

Decorative Glass: **Classic**





Door Colour: **Anthracite Grey**

Decorative Glass: **Tahoe Black**

Shown
with matching
**Anthracite
Grey**
frame

Morse

Morse is a stunning contemporary design. Timeless elegance is enhanced with beautiful glass designs to create a very modern feel.



Left

Centre

Right

Door Colour: **Purple Violet**

Decorative Glass: **Kensington**



Door Colour: **Cream**

Decorative Glass: **Reflections**



Door Colour: **Duck Egg**

Decorative Glass: **Tahoe Black**



Door Colour: **Black**

Decorative Glass: **Zinc Star**



Door Colour: **Light Grey**

Decorative Glass: **Pinpoint**



Door Colour: **Turquoise Blue**

Decorative Glass: **Symphony**



Door Colour: **Mouse Grey**

Decorative Glass: **Classic**




Door Colour: **Ultramarine Blue**

Decorative Glass: **Matrix**



Doors shown have the following upgrades: 1200mm Stainless Pull Bar Handle, Winkhaus Heritage Auto Lock complete with Escutcheon



Door Colour: **Silk Grey**

Decorative Glass: **Symphony**

Shown
with
contrasting
Black
frame

Longlite

Longlite is a bold and contemporary statement.
A discerning choice for the modernist.



Left

Centre

Right

Door Colour: **Black**

Decorative Glass: **Reflections**



Door Colour: **Turquoise Blue**

Decorative Glass: **Prairie**



Door Colour: **Anthracite Grey**

Decorative Glass: **Matrix**



Door Colour: **Traffic Red**

Decorative Glass: **Linear**



Door Colour: **Ultramarine Blue**

Decorative Glass: **Millennium**



Door Colour: **Traffic Grey**

Decorative Glass: **Symphony**



Doors shown have the following upgrades: 1200mm Stainless Pull Bar Handle, Winkhaus Heritage Auto Lock complete with Escutcheon



Door Colour: **Turquoise Blue**

Decorative Glass: **Millennium**

Shown
with matching
**Turquoise
Blue**
frame

4 Top / 5 Top

Our 4 and 5 Top designs are truly individual.
Creative yet beautiful, your choice can match
your personality.



4 Top Left

4 Top Centre

4 Top Right

5 Top Round Left

5 Top Round Right

Door Colour: **Purple Violet**

Decorative Glass: **Reflections**



Door Colour: **Silk Grey**

Decorative Glass: **Matrix**



Door Colour: **Anthracite Grey**

Decorative Glass: **Modena**



Door Colour: **Sky Blue**

Decorative Glass: **Prairie**



Door Colour: **Cream**

Decorative Glass: **Finesse**



Door Colour: **Chartwell Green**

Decorative Glass: **Kensington**



Door Colour: **Traffic Grey**

Decorative Glass: **Millennium**



Door Colour: **Black**

Decorative Glass: **Abstract**



Doors shown have the following upgrades: 1200mm Stainless Pull Bar Handle, Winkhaus Heritage Auto Lock complete with Escutcheon



Door Colour: **Chartwell Green**

Decorative Glass: **Abstract**

Shown
with matching
**Chartwell
Green**
frame

Porthole

Porthole is an ultra-modern design. Not for the faint-hearted, it makes a real difference to the look and feel of any property.

Door Colour: **Pastel Turquoise**

Decorative Glass: **Reflections**



Door Colour: **Cream**

Decorative Glass: **Prairie**



Door Colour: **Vermilion**

Decorative Glass: **Abstract**



Door Colour: **Pastel Violet**

Decorative Glass: **Classic**



Door Colour: **Duck Egg**

Decorative Glass: **Kensington**



Door Colour: **Anthracite Grey**

Decorative Glass: **Zinc Star**



Doors shown have the following upgrades: 600mm Stainless Pull Bar Handle, Winkhaus Standard Auto Lock complete with Escutcheon

Composite Side Panels

Side panels can add the ultimate finishing touch to a grand entrance. Your installer will be able to advise on sizes and limitations on configurations and designs. All of our colour options can be applied to both side panels and frames.



Textured Glass Options

All our door styles are also available in a standard range of four carefully selected patterned glass options. Pilkington textures are also available by special order.




Cathedral



Pinpoint



Rain



Satin

Decorative Glass Colour Options



Dorchester Amber




Dorchester Blue




Dorchester Green


With our Dorchester and Tahoe glass designs, you can choose to co-ordinate the glass design colour to complement or contrast with your choice of door colour.




Tahoe Black




Tahoe Blue



Tahoe Green



Tahoe Purple



Tahoe Red

Door Hardware


For the ultimate in bespoke doors and for the more discerning buyer, we offer our fully suited collection of top quality handles, letterboxes and door knockers in a range of colours. Spy holes, letters and numerals are also available.



Pad Handle



Centre Pull



White

Black

Satin Silver

Polished Gold

Polished Chrome



Contemporary Knocker



Available with or without Spyhole Viewer

Slimline Urn Knocker

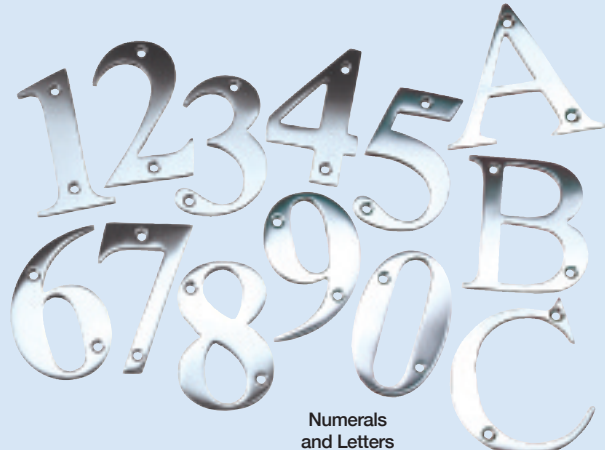
Urn Knocker



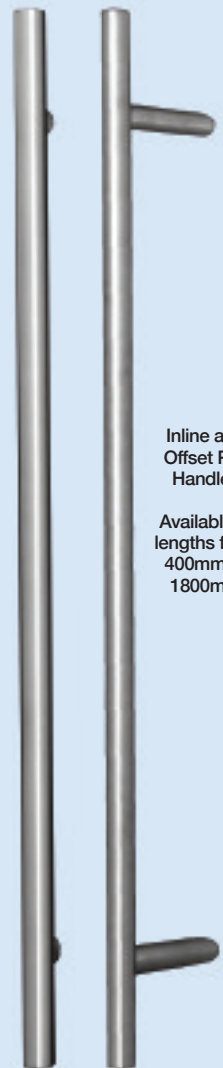
Door Pull



Escutcheon



Numerals and Letters



Inline and Offset Pull Handles

Available in lengths from 400mm to 1800mm

Inside the Door

Composite doors are made up of several materials, which, when combined correctly, provide beautiful aesthetics and a weather proof barrier to the elements.


The Ultimate Collection features the latest technology in core construction, glazing cassette development and door hardware choice, to provide the most robust, reliable and secure door available in the UK today.



INTELLIGENT TIMBER INSIDE®

The core is massively strengthened to resist attack by a strategically positioned 15mm thick LVL timber sheet. Unlike solid timber doors this is intelligently encased and positioned within the heat retaining foam core, yet uniquely protected from the elements and potential for damage from water ingress.

This enables the Ultimate Collection to pass the latest stringent PAS24:2016 testing, which includes a variety of break-in techniques including 'cut-through' with chisels and knives.



TriSys Patented 3 Part Glazing System

The market leading Trisys glazing system also offers security and unique advantages. Secured from the inside, the screws are rendered invisible by the tri-part cover that matches the external detail. This provides maximum security and styling whilst also providing simple replacement of broken or failed glass units with no damage to the door leaf.



What is Part Q?



PART Q
APPROVED



The Ultimate Collection of doors feature enhanced security upgrades to meet both the governments Approved Document Q* specifications and also the latest PAS24:2016 test standards not only for individual products but also our whole door sets.

In going far beyond current standards requirements for replacement doors, the Ultimate Range has been developed to give you absolute peace of mind that your new door has been manufactured to not only exacting standards but also delivers the highest levels of security.

*Approved Document Q is now a mandatory standard for security in all new build applications.



Locking Options

The Ultimate Collection features several lock options to suit your door or lifestyle. Technically superior and manufactured by the best in the industry, our lock partners products are two of the best in the world. Both carry the Police's Secured by Design accreditation as well as the most advanced features available today.

Ingenious Door Lock

Our Ingenious door lock features 4 opposing 'pincer' action hook sets, a centre hook deadbolt and a sprung latch. Manufactured from stainless steel, its construction is thoroughly tested to last a lifetime. The door lock itself has PAS24:2016 accreditation, but to meet that standard on the whole door, you would need to upgrade with a couple of our other security products. See our guide on page 38 to find out how.



Winkhaus Autolock

Our 'Autolock' option is an exceptional new development in lock design. Designed with the user in mind, it is immensely strong and so easy to use you don't even have to think about it!

Each of the top and bottom hook units is activated by the latch adjacent to it. Simply shutting a door with Autolock engages the hooks firmly into place with no need for you to lift the handle for engagement.

On conventional action locks, including the standard Ingenious option, lifting the handle to engage the locks is essential for the maintenance of the doors integrity as closing the door on the latch alone compresses the door in one place - the middle. Over time this will distort the door.


Autolock removes this need and whilst the key still needs to be turned to fully deadlock the door, locks are set in place.



Opening is achieved simply by turning the key to un-deadlock and then a quarter turn of the key releases the hooks and latch.

Winkhaus Heritage Autolock

The 'Heritage' version of Autolock is an upgrade with a particular function. Used on our contemporary range of doors where bar handles, cylinder pulls or escutcheons are used instead of standard door handles, the Heritage Autolock positions the locking cylinder at a more traditional eye-level.



As an additional benefit, because of the absence of a lever handle, a door fitted with a Heritage Autolock prevents 'follow-in' as once the hooks automatically engage, access can only be made by a second person by a quarter turn of the key to release the hooks.



Cylinder Options

Standard Cylinders

Cylinders offer varying levels of security. Our 6-pin anti-drill/pick cylinder is one of the UK's biggest selling products and features protection to deter most amateur intruders.



'Keyed Alike' Cylinders

Any of our cylinders can be 'keyed alike' to another. So if you are replacing two doors and want to keep your key ring to a minimum by specifying keyed alike, for a small charge, one set of keys will lock 2 or more doors.



Our Ingenious Security Cylinder is Aptly Named

The Ingenious cylinder is aptly named being an independently tested and fully accredited 3 star security product with British Standard Institute TS007 accreditation. Capable of withstanding a variety of attack methods, this cylinder will deter the most determined burglars.



Thumb-Turn Cylinders



The use of a thumb turn cylinder on your door makes life a whole lot easier!

No key is needed to lock the door from the inside and so as well as convenience you have safety built-in in the event of a fire. NHBC recommendations include the use of thumb turns on all new build houses.


Thumb-turn versions of our cylinders are available to choose and the same security upgrades also apply. Our high security Ingenious cylinder is available as Thumb-turn in both brass and nickel finish to suit your hardware choice.

An Ultimate Collection door is the ideal choice if you like the convenience of a thumb turn lock. The Ultimate Collection door leaf has proven protection against cut-through (see page 31).

Letter Plate Options

Our Ultimate letter plates are of the highest quality.

With an exact colour match suited to your door handle and other furniture, these stainless steel based letter plates are robust in construction and will resist just about anything the Postie or the Paperboy shove through them!



Hinges



Bolt and braces for highest security.

Our range of door hinge colours can complement our handles and letter plates,



although the most common choice is white on open-in doors. For Ultimate security we offer the option of steel dog bolts and keeps to the top and bottom hinges. These are specially designed to fix through the door hinge and when closed locate into a steel keep mounted on the door frame. The result is a traditional but outstandingly strong combination.

Our Ultimate Security letter plate goes even further...



In order to prevent thieves from reaching in or 'fishing' through letter plates, our Ultimate Security upgrade does the job perfectly. Tested to the latest and toughest British Standard TS008,

it is specified as an NHBC requirement for new build properties. In order to meet the latest overall door British Standard PAS24:2016, a TS008 accredited letter plate is required.

What is TS008?

Why is there a security standard for letter plates?

Your letter plate is an opening into your property. As such to enterprising thieves it can present an opportunity to reach in and gain access. The new BSI test standard TS008 is aimed at protecting homeowners against this. The most common vulnerability is where a thumb turn cylinder is fitted and burglars reach through using tools to operate the cylinder. Fishing for keys or other valuables is also a possibility.



For new build properties, NHBC recommend the use of thumb turn cylinders to enable fast escape in the event of a fire. Fire egress is an important consideration and one you might consider important for the safety of your family.



What is TS007?

The new BSI test standard TS007 is aimed at protecting cylinder locks against all known methods of forced entry, including picking, drilling, bumping and snapping, and sets out to provide a way to upgrade the cylinder security of your front and back doors. For absolute clarity; the cylinder is the metal component that you put your key in.

Picking and Drilling

Our standard 6 pin cylinders feature components which prevent picking and drilling with standard equipment. A hardened steel pin on both sides of the cylinder means that drilling even with a high quality drill, would take considerable time. 6 pins and tumblers mean that there are many thousands of key differs to ensure that each cylinder is unique and almost impossible to pick.

Bumping

Our 3* cylinders have complete protection against bumping when independently tested to TS007. This method of attack is relatively new and still very rare. It involves using a crafted "neutral" key which is close to the pin and tumbler set up of the cylinder. Necessarily it also involves a lot of luck and skill by the burglar to effect entry.

Snapping

Our 3* cylinders have complete protection against snapping when independently tested to TS007. Snapping cylinders has become a more widespread issue and there has been a lot of development in cylinder technology to overcome the problem. Some of the earliest products to meet the standard have since been defeated as the standard itself has developed and become harder to beat. Our 3* solution is one of the most secure and goes way beyond the UK standard to meet even tougher regulations.

Testing

Testing for our locks is done independently at UKAS accredited test centres. Suppliers components are independently tested too, but we test our doors as a 'whole product', earning the stamp for PAS24:2016 accreditation for the door set, not just its component parts.



BSI Group, also known as the British Standards Institution, is the national standards body of the United Kingdom. The BSI is the business standards company that equips businesses with the necessary solutions to turn standards of best practice into habits of excellence.

Formed in 1901, BSI was the world's first National Standards Body and over a century later is globally recognized as champions of best practice. BSI is responsible for originating many of the world's most commonly used management systems and standards and publishes over 2,700 standards annually.

BSI's standards are underpinned by a collaborative and rigorous approach honed over decades; working with industry experts, government bodies, trade associations, businesses of all sizes and consumers to develop the standards for excellence.



The United Kingdom Accreditation Service (UKAS) is the national accreditation body for the United Kingdom, appointed by government, to assess organisations that provide certification, testing, inspection and calibration services.

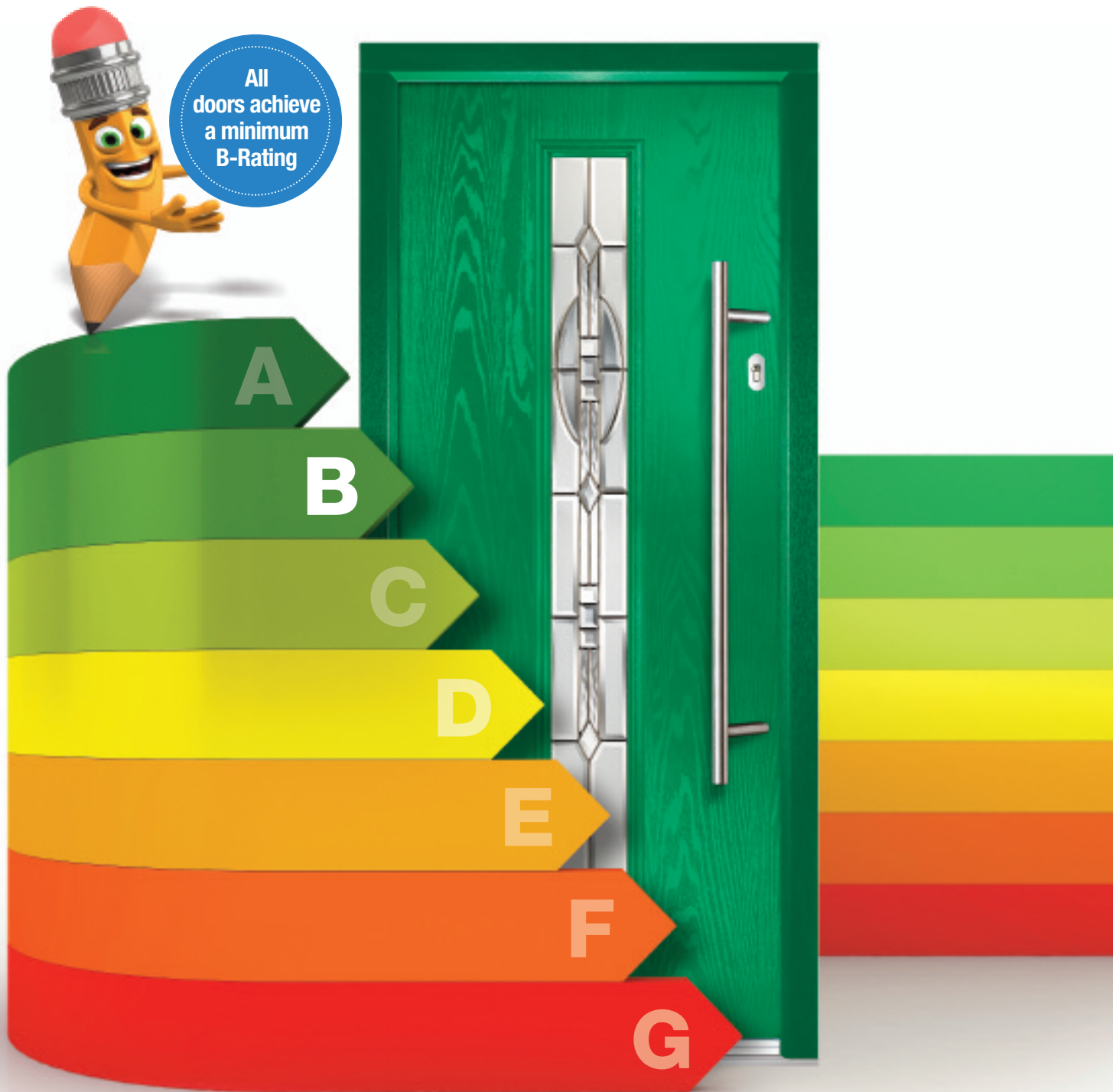
UKAS is appointed as the national accreditation body by Accreditation Regulations 2009 (SI No 3155/2009) and the EU Regulation (EC) 765/2008. UKAS operates under a Memorandum of Understanding with the Government, through the Secretary of State for Department for Business, Energy & Industrial Strategy. It is BEIS policy to recommend the use of UKAS accredited conformity assessment services whenever this is an option.

Accreditation determines the technical competence and integrity of organisations offering testing, inspection, calibration, verification and certification services (collectively known as conformity assessment). In short, UKAS 'checks the checkers'.



NHBC is the leading warranty and insurance provider and standards setter for UK house-building for new and newly converted homes. In 2011 they marked their 75th anniversary, celebrating three quarters of a century of raising standards in UK house-building to protect homeowners.

Thermal Performance




An Ultimate Collection door is more energy efficient than either a traditional door, a PVC panelled door, or a solid timber composite door. Quite simply our Ultimate Collection doors outperform all of these alternatives, old and modern, as our state-of-the-art core design creates doors which are stronger, more secure and more energy efficient.

Ultimate Collection doors exceed the requirements of current Building Regulations for both U values and Energy Ratings.

And Our Intelligent Timber Inside® technology means unlike solid timber doors an Ultimate Collection door will not, split warp or crack.

UltimateStainless

**tough enough
to deal with the most
extreme elements**



25 year door furniture surface finish guarantee

We're rolling out a 25 year surface finish and 10 year mechanical guarantee across our Ultimate composite door furniture.

Independently tested far beyond industry standard performance tests, our stainless steel hardware surface coating technology is guaranteed to deliver exceptional surface finish stability for 25 years - even in coastal areas.



Upgrades Overview

In every product, the Ultimate range beats the industry standards for aesthetics, longevity, thermal performance and security. But if you have a particular wish for Ultimate security our upgrades have successfully passed the most stringent security tests to meet PAS24:2016 and Document Q requirements for building regulations.

And if you just want functionality from our Auto Lock or Heritage Auto Lock then we can tailor that to your door choice too. The guide below shows a summary of the options and what they can mean for you. Feel free to mix and match products as you wish:



Standard Options

Standard Door Colour

White, Red, Green, Blue, Black, Oak, Rosewood

☐**Standard Frame Finish**

White, Oak, Rosewood

☐*** Ingenious Door Lock**

High security standard composite door lock

☐**6-Pin Anto Drill/Pick Door Cylinder**

Standard security door cylinder

☐**Thumb Turn Cylinder**

Thumb turn standard security cylinder

☐

Upgrade Options

Custom Door Paint Finish

Choose from our extensive colour palette

☐**Custom Frame Paint Finish**

Choose from our extensive colour palette

☐*** Winkhaus 'Auto Lock' Door Lock**

Keeps your door in great shape - automatically

☐*** Winkhaus 'Heritage Auto Lock' Door Lock**

For contemporary tastes - with automatic lock

☐*** 3* Security Door Cylinder**

The highest security 'anti-snap' technology

☐*** 3* Security Thumb Turn Cylinder**

Thumb turn version of high security cylinder

☐*** Door Hinge Dog Bolts**

Bolt and braces for your hinges

☐*** Security TS008 Letter Plate Cowl**

Recommended when using a thumb turn cylinder. Secures letter plates against 'fishing'.

☐

Items pre-fixed with * are required if you want your door to meet the security requirements of PAS24:2016 and the new Building Regulations 'Approved Document Q'.

Care and Maintenance

Caring For Your New Composite Door

You have chosen a high quality GRP Composite Door that is incredibly durable and easy to maintain. Regular cleaning will ensure it always looks its best. Here is how to care for each part of your new door:

1. Glass: Clean with glass cleaning liquid or warm soapy water and a soft cloth or sponge. Avoid abrasive pads and solvents.

2. Frames and Panels: These can be easily cleaned with warm soapy water and a soft cloth or sponge. Do not use abrasive pads or solvents as these may scratch or damage the surface.

3. Locks, Hinges and Hardware: Hardware can be cleaned with mild soapy water and a soft cloth. Avoid abrasive pads, solvents or strong polish as they may scratch or damage the hardware. For a smooth opening, lightly oil or lubricate moving parts once or twice a year.

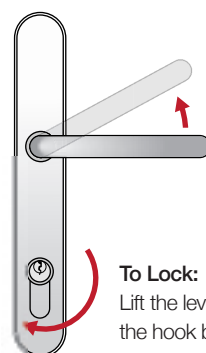
Note: Composite doors are structurally sound and will not bow as a result of any water ingress. However, in order to maintain the door and prevent your door from bowing throughout its long life, the hook locks should always be engaged in their keeps when the door is closed. Failure to engage the locks and close the door on the centre latch only can induce a bow over time. Failure to engage the hooks will therefore invalidate the guarantee against bowing.

Locking & Unlocking Your Composite Door

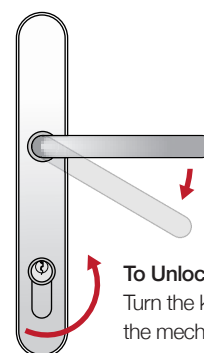
1. Locking the Door: Close the door and lift the lever upward. This action will project the compression bolts and hooks into their respective keeps. Rotate the key one revolution. The door is now fully weathered and secure.

2. Unlocking Lever / Lever Handle Door: Insert the key in the cylinder and rotate one revolution. Next, push the lever down to fully retract the compression hooks and bolts, the latch will automatically retract when the lever is depressed. The procedure is the same for internal and external operation.

3. Unlocking Lever / Lever Off-Set Handle Door: To unlock the door from inside when a lever / lever offset handle is fitted; simply follow the procedure as in point 2 above. To unlock the door from outside, insert the key and rotate, this will unlock the gearing. Depress the lever, which will withdraw the compression bolts and hooks, the latch will not operate at this point. To gain access, simply turn the key again in the same direction as to unlock the gearing, the latch will remain withdrawn whilst you hold the key in the rotated position.



To Lock:
Lift the lever to engage the hook bolts, then turn the key to deadlock the door.



To Unlock:
Turn the key to unlock the mechanism, then push down on the lever to release the hook locks.

Optimum Security: Optimum security can only be achieved when both compression bolts and hooks are engaged in their respective keeps and the gearing is deadlocked with the key. Closing the door when using the lever / offset lever handle will provide an instant security benefit but this does not constitute high security locking of the system. To ensure the total benefits of the locking system are employed, follow the operation instructions set out opposite.

Stable Door Operation

The below instructions are for stable doors only.

The top half of a stable door operates in the same way as a standard door. However, the cylinder is fitted to both the top and bottom door as a thumb-turn so there is no key. The top and bottom doors are connected with a rack bolt. This has a thumb-turn operation that is turned through two revolutions to lock and two opposite revolutions to release. When locking the top and bottom doors together it is necessary to hold them both firm against the centre seals so that the rack bolt and keep line up.



THE **Ultimate**
collection COMPOSITE DOORS