

THE VALIANT GRP GARAGE DOOR RANGE GUIDE



WESSEX
DOORS



Proudly made in
the UK





VALIANT GRP GARAGE DOORS

Wessex Doors is Europe's largest manufacturer of low maintenance GRP (Glass Reinforced Polyester) garage doors and a leading innovator in the field of garage door design.

The Valiant Range of standard size single and double garage doors meets the increasing demand for a comprehensive range of budget-conscious doors for retail and trade customers.

GRP is an incredibly strong, dent resistant modern composite laminate with a better strength to weight ratio than steel. The door face is devoid of joints, seams, rivets or fastenings to detract from its good looks. All doors are supplied fully finished, won't warp, shrink or rust and are virtually maintenance free. Doors are built onto a strong, corrosion protected steel chassis that provides a protective "picture frame" edge all around the door panel.

For details of additional ranges available from Wessex Doors please see our main Range Guide or visit www.wessexdoors.co.uk.



MORE LIKE WOOD THAN WOOD!

Wessex uses the finest softwood timber masters to create moulds with enhanced grain and detailing that no exterior grade timber can match. The hand applied antiqueing completes the transformation into a door that looks just like wood but with the added benefit of minimal maintenance!

OR SUPER GLOSS!

The Wessex Gloss Range combines a high gloss surface, crisp, clean panel definition with traditional and exclusive styling that requires just a wipe over to keep its good looks.



Proudly made in the UK


WESSEX
DOORS

GRP - A UNIQUE MATERIAL

Not only is G.R.P. tough, it is also excellent at resisting the ravages of the weather, even in coastal locations.


The corrosive effects of salt laden air can be easily seen in rusting gates, door hinges and garage doors. G.R.P. eliminates corrosion and the benefits inland are just as convincing – minimal maintenance! G.R.P. is the material of choice for the sailing industry – look how many GRP yachts are out there!

Make G.R.P. your choice for a new garage door...



Impact tested for strength

GLOSS DESIGNS




MAYFAIR




GEORGIAN




PRESIDENT



NEWBURY



SANDHURST





WIMBOURNE

GLOSS COLOURS



Gloss White RAL 9016




Pearlescent Graphite




Gloss Red RAL 3020



Gloss Burgundy RAL 3004



Gloss Green RAL 6009



Gloss Blue RAL 5011

WOODGRAIN DESIGNS




CANTERBURY (WIDEGRAIN)



LANGLEY (CLOSEGRAIN)



PURBECK (CLOSEGRAIN)



SHERWOOD (WIDEGRAIN)



WARWICK (CLOSEGRAIN)



YORK (WIDEGRAIN)



YORK SIDE HINGED (WIDEGRAIN)



RIPON SIDE HINGED (WIDEGRAIN)

FINISHED TO PERFECTION

Hand finished by craftsmen, woodgrain doors are "antiqued" to reproduce the natural subtlety of timber. Please advise if doors are to be fitted side by side to allow doors to be finished as a pair. Each door is unique, however pairs will be matched as closely as possible for density of colour and tone.



WOODGRAIN COLOURS

NEW!

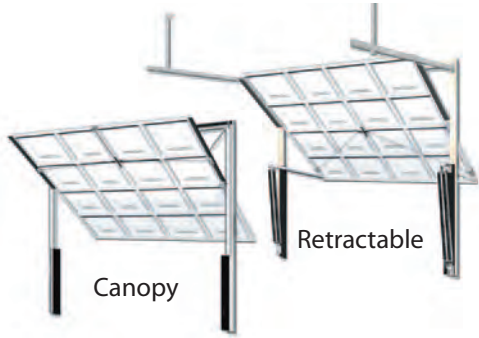
Up and over door back



STRENGTH & SECURITY

Every door is built onto a steel chassis that provides a neat edge to the door panels and gives the door strength and rigidity. The chassis is available in white, brown or black (frames are also available to match). Up and over doors feature a black locking handle that operates the twin locking rods. Side hinged doors have a black lever handle that operates a locking latch to the active leaf, whilst the inactive leaf is secured by a shoot latch bolt.

The rear face of Valiant up and over doors is white (as shown left) with the chassis in white, brown or black. The rear face of side hinged doors is white as standard or brown as an optional extra, with the chassis in white, brown or black.



Valiant doors feature a choice of canopy or retractable lifting gear. Retractable gear's cranked lifting arms give full drive-through width at wing mirror height for most saloon cars. The further option of a powder coated or steel frame for ease of fitting provides a complete 'low maintenance' solution.



Chassis corner details in each of the colour options.



Up and over handle




Side hinged handle



Side hinged door with optional brown back

WINDOWS

Windows are available in mock black, stippled and clear with the option of border, diamond or square leading.

Windows are available on doors marked 



Plain Black Mock Windows

Stippled

Clear



Border Leading

Diamond Leading

Square Leading

OPTIONAL PRE-FITTED FRAMES

Single doors are available with the option of a pre-fitted steel frame (doors over 8'0" wide are supplied with frames as a kit) that provides simple installation and a stable platform for door operation. Canopy door frame uprights are 60mm wide as standard and the head is 60mm high. Retractable door frame uprights are 75mm wide as standard and the head is 60mm high.

Frames have an exterior powder coating available in white, brown, or black. Please specify the colour required when ordering.



White

Black

Brown

UP & OVER SIZES

All styles are available in standard sizes to suit most popular openings - see below. For other sizes please call.

Width	Height
7'0" (2134mm)	6'6" / 7'0" (1981/2136mm)
7'5" (2259mm)	6'6" / 7'0" (1981/2136mm)
7'6" (2286mm)	6'6" / 7'0" (1981/2136mm)
8'0" (2439mm)	6'6" / 7'0" (1981/2136mm)
14'0" (4269mm)	6'6" / 7'0" (1981/2136mm)

SIDE HINGED SIZES

All styles are available in standard sizes to suit most popular openings - see below. For other sizes please call.

Ordering Size	Internal Frame	Overall Frame
7'0" x 6'6"	2114 x 1981mm	2234 x 2041mm
7'0" x 7'0"	2114 x 2136mm	2234 x 2196mm
7'5" x 6'6"	2239 x 1981mm	2359 x 2041mm
7'5" x 7'0"	2239 x 2136mm	2359 x 2196mm
7'6" x 6'6"	2264 x 1981mm	2384 x 2041mm
7'6" x 7'0"	2264 x 2136mm	2384 x 2196mm
8'0" x 6'6"	2419 x 1981mm	2539 x 2041mm
8'0" x 7'0"	2419 x 2136mm	2539 x 2196mm



Chain drive as standard - powerful and reliable.

Optional belt drive - quiet and reliable.

Built-in courtesy light guides you in safely.

The powerful and reliable drive unit is dedicated to the sectional door range.

REMOTE CONTROL

Retractable gear is ideally suited to the installation of remote control electric operation, adding convenience, safety and security. AutoOver DC openers are a dedicated partner to the Wessex Door range. Two versions - the DC700 and DC850 - power the range, both are Homelink compatible*.



DC700 -

- Smooth DC motor featuring 'soft start-soft stop' for improved safety and quieter closing.
- Smart Entry System automated force setting.
- Patented Reference Point Technology means the opener always knows the precise position of the door and constantly measures and monitors forces for ultimate safety and sensitivity.
- Doorsafe monitoring feature constantly measures the door's performance and activates the safety systems should the door begin to operate outside the force safety envelope.
- Energy saving circuitry reduces running costs.
- Anti-theft backdrive feature gives further protection against unauthorised entry.
- Suitable for doors up to 4267mm wide x 2286mm high (14'0" x 7'6").

The DC850 shares all the features of the DC700 but has a more powerful motor. It also allows an intermediate close position to be programmed and an adjustable interval for the courtesy light. This operator is suitable for all sectional doors.

Versatile options allow controls to be tailored to suit your access requirements



Twin four button key fob handsets supplied as standard.




Wireless wall switch - press to open anywhere in your home.



Garage control - light on, open - close and vacation lock.



Wireless key pad operation - tap in a code to open.



External release - disengages the motor in the event of power failure.



Key operation with a wired key switch.




External receiver - allows remote control of items such as gates, etc.



Photocell safety beam for non contact sensing.




Wired wall switch - press to open.



Power plug - remote control any device up to 13Amp.



Extra transmitters are easy to add and can control up to 3 additional compatible devices.



Cigarette lighter socket transmitters are a handy alternative.

GENERAL INFORMATION

- **HANDLE POSITIONS** These will vary between canopy and retractable doors of the same style and between doors of different heights of the same style with the same gear.
- **GLAZED G.R.P. DOORS** All window design doors are fitted with standard black opaque windows, which cannot be seen through. Clear and stippled translucent windows are available as options on all these doors.
- **END STILES** Width of end stiles will vary between doors of the same style of different widths - see our website for further details and calculations.
- **PHOTOGRAPHY** All door images in this publication are of 7'0" x 7'0" (2134mm x 2134mm) sized single doors.
- **COLOURS** Colours shown in this publication are for guidance only. For accurate colours please request to see a current sample.
- **TRANSLUCENCY** Translucency of the door panel may vary when viewed from the inside on a bright day due to variations in laminate thickness. This does not represent a manufacturing defect and overall performance is not affected.

Presented by:


GUARANTEE

- Wessex garage doors are guaranteed against any form of manufacturing defect for a period of **2 years** from the date of original purchase.*
- Wessex electric operators are guaranteed against any form of manufacturing defect for a period of **2 years** for mechanical elements, motors and transformers and for a period of **2 years** for other electronic and radio equipment.*
- The Exterior finish is guaranteed to provide an effective weatherproof membrane that will resist perforation of the substrate from the weather side due to corrosion for a period of **2 years**.*
- Colour change or fade to the exterior surface will be limited and uniform for a period of **2 years**.*

*Terms & conditions apply - see price list or www.wessexdoors.co.uk for full details.



Proudly made in the UK



WESSEX
DOORS

April 2013 Issue 1

Wessex GRP Products Limited, Scot Lane, Blackrod, Bolton BL6 5SG Telephone: 01942 832355 Fax: 01942 833100 Email: info@wessexdoors.co.uk
www.wessexdoors.co.uk also see... www.grpsectionalgaragedoors.co.uk