



new sectional doors
see inside for details

Garage Door Range

2014



Welcome to our 2014 garage door brochure, containing an inspirational range of high quality doors. Cardale is British owned and we have been manufacturing garage doors for over fifty years. We are sure you'll find exactly the right door for your home amongst Cardale's range - no one offers more choice!

These doors represent the best, not only in looks, but also in terms of safety, security and durability. We at Cardale have no doubt that, in years to come, you will still be as happy with your Cardale door as the day it is installed.

Not sure what style? - visit www.cardale.com

Visit our website to see full details of all the door ranges available from Cardale. There is a gallery of pictures showing many styles on a variety of houses, and there's even a spares shop where you can buy Cardale spares and accessories.

Where to buy - visit www.cardale.com

Cardale doors are available through a network of independent garage door specialists who will be able to provide full details and prices for our range.

Visit www.cardale.com or call 0845 026 80 44 for details of your nearest distributor.



Contents

	Page
Introduction	2
How to choose a door	4
Security features	
Automation, Maximizer - drive through clearance	
White powder coated pre-finished steel doors	6
Fully finished coloured steel doors	8
Plastisol doors	10
Steel Golden Oak doors	12
Steel Rosewood doors	14
ABS doors	16
Side hinged steel doors	18
Timber Futura up and over doors	20
Timber Heritage up and over doors	22
Timber side hinged doors	24
GRP doors	26
Insulated sectional steel doors	28
Aluminium insulated roller doors	32
Single skin Steel line roller doors, Personnel doors	34
Accessories and optional extras	35



www.cardale.com

Cardale - dedicated to manufacturing quality garage doors for over 50 years

Over those 50 years Cardale has brought many innovations and firsts to the garage door industry:

- Cardale introduced the concept of the 'panel door', from which the majority of today's garage door designs are derived
- Cardale was the first to use ABS in producing garage doors which match UPVc and the range remains unique to this day
- Cardale designed the Bedford up and over door, the first to mimic the appearance of traditional side hinged doors
- Timber is at the very heart of Cardale and our reputation is unsurpassed for choice and quality, with levels of craftsmanship found nowhere else



Cardale is a responsible manufacturer and continually strives to reduce its environmental impact footprint through the use of sustainable resources, such as renewable timber. Energy efficient vehicle fleets and consideration of distribution distances for components and raw materials are constantly reviewed for possibilities of improvement.

Automation

Cardale doors are designed for automation, which further increases the safety and security of not only your garage but your entire property. With such convenience at your fingertips you will wonder how you ever got by without this added luxury.



Side hinged

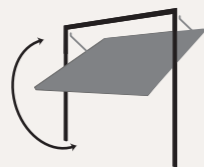
Cardale doors are complete with Euro profile night latch, deadlock, shoot bolts and four anti-drop anchored dog bolt hinges per door leaf, for complete security.



Side hinged doors can be automated for additional security and safety.

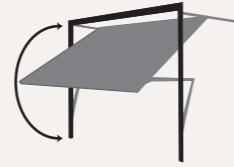
Selecting an opening mechanism

Cardale offer ranges of doors operating in several different ways. Depending on your preference and the physical characteristics of your garage, some types of operation may be more suitable for you than others. The information here will give you an insight into the choice of operating mechanisms and their features.



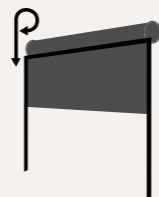
Safelift Trackless Canopy Door Gear

Up and over canopy doors are the most popular style of lifting gear in the UK with a vast range of door styles to suit. Ideally matched to where there is limited headroom for tracks but with the advantage that automation is still available.



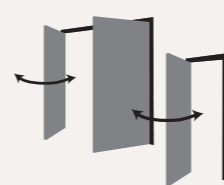
Maximizer Retractable Door Gear

An alternative lifting gear for use with up and over doors. Horizontal tracks are attached to the top of the door frame to guide the door open, providing an exceptionally smooth opening and closing action which is ideal for electric operation.



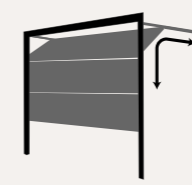
Roller

Roller doors travel vertically, forming a compact coil above the opening, meaning minimum space requirements both inside and out. Slimmed down versions requiring even less headroom are available for both the Thermaglide and Steel-line range.



Side Hinged

Popular 'traditional' operation and ideal if there are obstructions within the garage. Excellent security and very durable construction ensure a long trouble-free service and automation is available as an option.



Sectional

Vertical opening allows 'park-right-up' convenience, whilst the extension or torsion spring operation gives a super smooth mechanism. Enclosed moving parts and push away joints to the panels make for finger safe operation.

Selecting the material and finish

Cardale offer a wide selection of popular designs across a range of materials and finishes. This increased choice means you can choose your favourite style, together with the benefits of a low maintenance finish or the luxury of real timber.

Take a look at the options below and check out their unique benefits.



Steel

Constructed using premium grade galvanised steel, Cardale doors are both secure and corrosion resistant, whilst remaining cost effective. A host of finishes is available on selected ranges, including Textured Platisol, Laminated Wood Effect, Powder Coated and Pre-finished. Available on the Up & Over, Sectional, Side Hinged and Steel Roller ranges.



Timber

Every timber door produced is unique - hand crafted using cedar from managed sustainable sources. The huge range of styles to choose from are supplied base coat stained for finishing to a colour of your choice. Alternatively you can choose a hand finished door in one of the six woodtones available in the Up & Over, and Side Hinged ranges.



GRP

With the same strength to weight ratio as steel this composite material is incredibly robust and is used in the yachting industry due to its durability against the ravaging effects of corrosive weather. Available in low maintenance high gloss white and incredibly lifelike timbergrain effect woodtones, these doors are virtually maintenance free.



ABS

Impact resistant white ABS is the perfect match to complement white PVCu windows and doors and is virtually maintenance free. The material itself is very forgiving against knocks from car bumps and footballs, giving it that 'bounce-back' ability. ABS doors are available in the Up & Over range and side hinged.



Insulated Aluminium Roller Doors

The insulated aluminium lath design is ideal if the garage is used as a workspace or there is a bedroom above it, preventing the heat from escaping and the cold from entering. This door is even capable of withstanding a hurricane! The laths are available with vision slats and in a range of finishes and sizes in the Thermaglide Roller Door range.

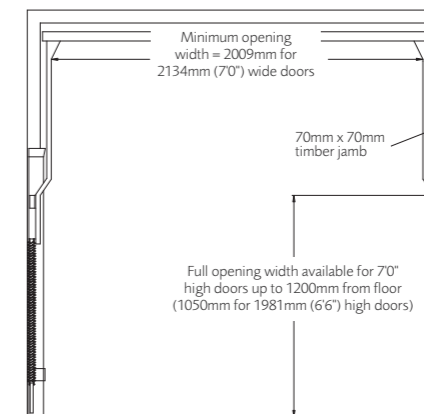
Maximizer - unrivalled drive-through clearance



Garage doors up to 2438mm high (8'0" x 7'6") can be specified with optional Maximizer retractable lifting gear.

Maximizer gear has cranked arms which do not intrude into the lower half of the door aperture when open, allowing clear drive-through access at the wing mirror height of most cars.

Quick-fit steel frames in a variety of finishes are available for single sized Maximizer doors to speed up installation and provide a match with your door finish.



Advanced security features

Cardale canopy doors feature multi-point locking, a handle with a separated non-mastered lock recessed into a steel stiffener, advanced steel bracing across the back of the door to help prevent forced entry and anti-lever devices on the side spindles.



Door handle position

The door handle position will vary according to the lifting gear selected. On canopy gear the handle is in the upper portion of the door, on retractable gear the handle is positioned in the lower portion.



Corrosion resistant garage doors, manufactured in Britain from premium grade galvanised steel and finished in white primer for easy finishing to the colour of your choice.


Black Euro handle fitted on each door unless otherwise specified.

- A wide range of popular designs at low cost
- Unique deep pressed panels giving a high level of panel detail
- Multi-stage anti-corrosion treatment
- Special steel bracing to reinforce the panel without adding excessive weight
- Choice of Trackless Canopy or Slideaway lifting gear for effortless operation
- Cardale high security multi-point locking system as standard
- Optional flush lock available on Gemini or Europa

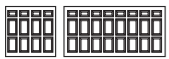
Olympian



Vogue

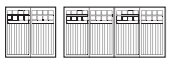


Sheraton II



Sheraton II glazed door also available


Bedford



Gatcombe



Brompton




Side hinged doors

Cardale pre-finished garage doors are also available as side hinged doors. For full details see page 18.

Orion Horizontal



Orion Vertical



Georgian



Haven



Chevron



Victoria




Europa II




Europa I available on request

Gemini



Berkeley Vertical



These doors are factory finished in deep textured paint to one of thirteen classic colours. The deep textured paint finish is incredibly durable and resistant to scuffing and comes with a ten year guarantee.


- Unique deep pressed panels giving a high level of panel detail
- Multi-stage anti-corrosion treatment
- Frame can be matched to the colour of the door, or supplied white as standard
- Special steel bracing to reinforce the panel without adding excessive weight
- Choice of Trackless Canopy or Slideaway lifting gear for effortless operation
- Cardale high security multi-point locking system as standard
- Optional flush lock available on Gemini or Europa
- Black Euro handle fitted as standard



Side hinged doors


Cardale fully finished garage doors are also available as side hinged doors. See page 18.

Sheraton II glazed



Midnight Blue RAL5011

Sheraton II



Balmoral Green RAL6005

Vogue




Cherry

Orion Horizontal



Burgundy

Orion Vertical



Anthracite RAL7016

Victoria



Cream

Haven




White RAL9016

Brompton



Conker Brown RAL8017

Berkeley Vertical



Monarch Red RAL3003

Gatcombe



Conker Brown RAL8017

Gemini




Metallic Grey Special

Georgian



Ebony Black RAL9005

Europa II



Grey RAL7042 Europa I available on request

Olympian



Oxford Blue RAL5013

Bedford



Ebony Black RAL9005

The exterior face of these doors is finished with a high performance, low maintenance Plastisol finish to protect the steel door surface from the elements.

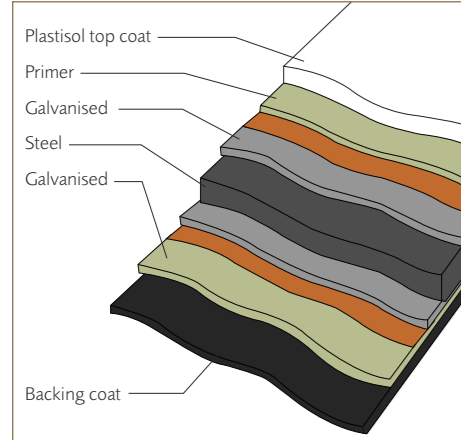
Black Euro handle fitted on each door unless otherwise specified.

Plastisol is highly durable, providing excellent protection against corrosion and is guaranteed to resist fading or colour change for up to 10 years. Plastisol has excellent abrasion resistance and will not easily scratch or scuff.

- Unique deep pressed panels giving a high level of panel detail
- Multi-stage anti corrosion treatment
- Special steel bracing to reinforce the panel without adding excessive weight
- Choice of Trackless Canopy or Slideaway lifting gear for effortless opening and closing
- Flush lock not available on Plastisol doors

With minimal care a Cardale garage door coated with Plastisol will stay looking as good as new, will not deteriorate and does not require painting.

Cardale garage door cross section




Corinthian



Minster



Brompton




Doric



Haven




Gemini



Vogue




Europa II



Europa I available on request

Plastisol side hinged doors

Cardale Plastisol garage doors are also available as side hinged doors. For full details see page 18.

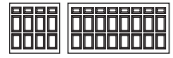


The Cardale Golden Oak finishes are a smooth woodgrain that is an excellent match to the popular UPVC door and window finishes.


Black Euro handle fitted on each door unless otherwise specified.

- Unique deep pressed panels giving a high level of panel detail
- Multi-stage anti corrosion treatment
- Special steel bracing to reinforce the panel without adding excessive weight
- Choice of Trackless Canopy or Slideaway lifting gear for effortless opening and closing
- Cardale high security multi-point locking system as standard
- White rear door finish
- Optional flush lock available on Gemini or Europa

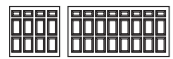
Sheraton II



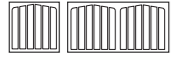
Georgian




Sheraton II (glazed)



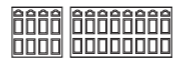
Jacobean



Gemini




Olympian




Side hinged doors

Cardale Golden Oak garage doors are also available as side hinged doors. For full details see page 18.


Brompton



Berkeley Vertical



Orion Vertical



Haven



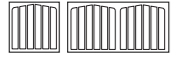
Vogue




Orion Horizontal



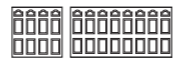
Jacobean



Gemini



Olympian



Europa II



Europa I available on request

Bedford



Gatcombe




Cardale Rosewood finishes are a smooth woodgrain that is an excellent match to the popular UPVC door and window finishes.

Black Euro handle fitted on each door unless otherwise specified.

- Unique deep pressed panels giving a high level of panel detail
- Multi-stage anti corrosion treatment
- Special steel bracing to reinforce the panel without adding excessive weight
- Choice of Trackless Canopy or Slideaway lifting gear for effortless opening and closing
- Cardale high security multi-point locking system as standard
- White rear door finish
- Optional flush lock available on Gemini or Europa

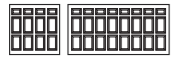
Olympian



Jacobean




Sheraton II



Sheraton II (glazed)



Gemini




Georgian




Side hinged doors

Cardale Rosewood garage doors are also available as side hinged doors For full details see page 18.


Brompton



Berkeley Vertical




Orion Vertical



Haven



Vogue



Orion Horizontal



Europa II



Europa I available on request

Bedford



Gatcombe



ABS doors are made from a tough yet flexible material commonly used to make car bumpers, so when it's knocked, the door panel flexes then bounces back as good as new. Fully bonded steel stiffeners at the rear of all ABS doors reinforce the panel and help protect against forced entry. If you are looking for a garage door that's going to withstand the knocks and bumps of family life, you need look no further than ABS.

- Impact and dent resistant white ABS panels
- Easy finish simply wiped down with a soft cloth and warm water
- Black Euro handle fitted on each door unless otherwise specified
- Matches PVCu windows and doors
- Low maintenance finish

- Strong lightweight construction weighing less than 2/3 of a traditional steel door
- UV fast low gloss brilliant white finish guaranteed for 10 years
- Choice of Trackless Canopy or Slideaway lifting gear for effortless operation
- Multi point locking as standard

- Side hinged and personnel doors available
- Ideal for automation
- Optional low maintenance frame

Side hinged doors

Cardale ABS garage doors are also available as side hinged doors. For full details see page 18.

Vertical and Horizontal



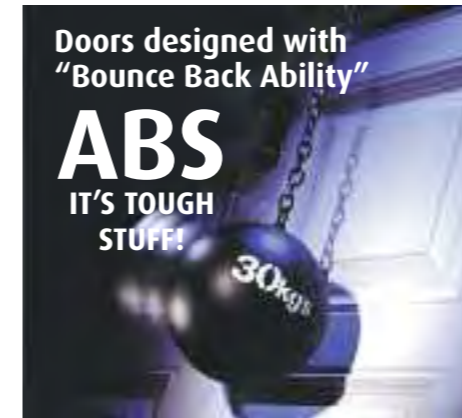
Vertical and Horizontal Golden Oak




Vertical and Horizontal Rosewood




President



Regal



Senator



Also available insulated with a smooth interior finish on request, as an optional extra (unglazed only)



Corrosion resistant

ABS is the perfect antidote to corrosion, ideal for coastal areas where its tough, resilient material is impervious to attack by salt and sand spray.



ABS is the same tough stuff car bumpers are made from. It's strong, light, resistant to footballs and even a nudge from your car. Every door has deep crisp profiles and there's a great choice of styles.

Cardale side hinged doors offer the following features:


- Centre overlap to help prevent forced entry and reduce draughts
- Four pairs of dog bolt security hinges
- High security Euro profile night latch
- Twin shoot bolts top and bottom for added security
- Stays to prevent the door opening further than 110 degrees

All side hinged doors are supplied complete with a 65mm frame.

Doors are supplied with a lock hole unless specified otherwise.

Doors open outwards only, with the lock on the right when viewed from the outside.

Left hand opening available as an option.



Optional high security locking pack available at extra cost, pack consists of two locking rods that engage into the floor and lintel, operated by the key.

The following Cardale side hinged doors are available with your choice of glazing options: Brompton, Georgian, Senator, Sheraton II.

Bedford



Berkeley Horizontal



Berkeley Vertical



Brompton



Gatcombe



Senator



Jacobean



Product type availability

- White powder coated pre-finished steel
- Fully finished coloured steel
- Plastisol
- Golden Oak and Rosewood
- ABS

Bedford	Berkeley Horizontal	Berkeley Vertical	Brompton	Gatcombe	Senator	Jacobean
✓	✓	✓	✓	✓	✓	✓
✓	✓	✓	✓	✓	✓	✓
✓	✓	✓	✓	✓	✓	✓
✓	✓	✓	✓	✓	✓	✓
✓	✓	✓	✓	✓	✓	✓

Gemini



Georgian



Vogue



Olympian



Sheraton II



Sheraton II glazed



Product type availability

- White powder coated pre-finished steel
- Fully finished coloured steel
- Plastisol
- Golden Oak and Rosewood

Gemini	Georgian	Vogue	Olympian	Sheraton II	Sheraton II glazed
✓	✓	✓	✓	✓	✓
✓	✓	✓	✓	✓	✓
✓	✓	✓	✓	✓	✓
✓	✓	✓	✓	✓	✓

Cardale Wicket Doors

Up and over doors with pedestrian access

Perfectly integrated: the wicket door

Cardale wicket doors are the perfect solution if you don't want to do without the practical convenience of a side door.

Cardale wicket doors are available in 2 styles.

You can choose a Berkeley Vertical steel door in any of the Cardale colours shown on page 8, or you may prefer a Timber Futura door manufactured in durable solid cedar wood tongue and groove boards and mouldings, in any of the finishes shown on page 21.



Berkeley Vertical wicket door in midnight blue steel



Berkeley Vertical wicket door in basecoat finish




Bedford side hinged door in white




Stunning garage doors hand made in Britain from durable, solid Cedar wood tongue and groove boards and mouldings. Cardale's range of Timber Futura garage doors highlights the natural beauty and quality of timber. Hand crafted from the finest Cedar these doors have the quality and status to enhance the front of any home. A carefully selected range of styles is designed to appeal to the most discerning homeowner. Black Euro handle fitted on each door unless otherwise specified.

Hampshire (wide)




Berkeley Vertical



Chevron



Vertical



- Steel or aluminium chassis with steel bracing to reinforce the door without adding excessive weight
- Choice of Trackless Canopy, Slideaway Retractable or optional Maximizer Retractable lifting gear for effortless opening and closing
- Supplied with basecoat treatment for final finishing to the colour of your choice
- Fully finished option available in a choice of eight colours, with a 2 year guarantee
- Cardale MultiLatch security locking system as standard
- Matching pairs available, please specify when ordering

Kent (wide)




Bedford



Cotswold



Fully finished options



Horizontal



Strathmore



Ibstock



Gatcombe



Burley



For timber side hinged doors see page 24.

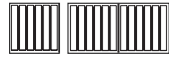
Handcrafted garage doors using cedar faced mouldings on the finest quality external grade ply. Cardale's range of Timber Heritage garage doors highlights the natural beauty and quality of timber. These doors have the quality and status to enhance the front of any home. A carefully selected range of styles is designed to appeal to the most discerning homeowner. Black Euro handle fitted on each door unless otherwise specified.

- Steel chassis with steel bracing to reinforce the door without adding excessive weight
- Choice of Trackless Canopy, Slideaway Retractable or optional Maximizer Retractable lifting gear for effortless opening and closing

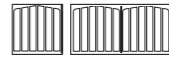
- Supplied with basecoat treatment for final finishing to the colour of your choice
- Fully finished option available in a choice of eight colours, with a 2 year guarantee

- Cardale MultiLatch security locking system as standard
- Matching pairs available, please specify when ordering


Countryman



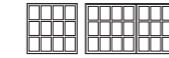
Tudor



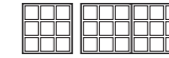
Hathaway



Bromley



Guildford



Cardinal





Stuart



Shropshire



Fully finished options



Light Oak Mahogany
Walnut Burnt Oak
Ebony Rosewood

Windsor



Chiltern



Hampstead



Thornley



Shropshire glazed



For timber side hinged doors see page 24.

Cardale timber side hinged garage doors are complete with a 65mm frame. Doors are supplied with a lock hole unless specified otherwise. Doors open outwards only, with the lock on the right when viewed from the outside.

Left hand opening available as an option.

Timber doors are supplied basecoat stained, ready for finishing to the colour of your choice.

For glazing options, please see page 35.

Hampshire (Futura)



Bedford (Futura)



Garage Light (Futura)



Malvern (Heritage)



Cardale side hinged doors offer the following features:

- Centre overlap to help prevent forced entry and reduce draughts
- Four pairs of dog bolt security hinges
- High security Euro profile night latch
- Twin shoot bolts top and bottom for added security
- Stays to prevent the door opening further than 110 degrees

Gatcombe (Futura)




Milton (Heritage)



Rutland (Heritage)



Fully finished options



Vertical (Futura)



Kent (Futura)



lbstock (Futura)



Chevron (Futura)



Shakespeare (Heritage)



A luxury range of low maintenance GRP garage doors exclusively available from Cardale.

With the same strength to weight ration as steel this composite material is incredibly robust and is used in the yachting industry due to its durability against the ravaging effects of corrosive weather. Available in low maintenance high gloss white or magnolia and incredibly lifelike timbergrain effect woodtones, these doors are virtually maintenance free.

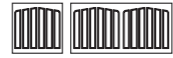
These doors represent the best, not only in looks, but also in terms of safety, security and durability.

Glasswood is a highly detailed timbergrain GRP finish with all the luxury of real timber looks, and Glasswhite is a crisp white or magnolia panel.


Virginia



Hambleton II (Glasswood)



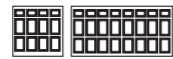
Sutherland (Glasswood)



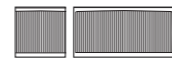
Winchester



Lyndhurst II (Glasswood)



Nelson (Glasswood)



Georgian II (Glasswhite)



Gloss Magnolia

Chelsea II (Glasswhite)



Gloss White



Glasswhite

- Low-maintenance UV-fast high gloss white or magnolia panels
- Optional translucent windows (where specified) in vandal-resistant obscure material for a natural light source in the garage
- Strong GRP composite construction, giving improved security against forced entry without adding excessive weight
- Deep, crisp panel detail
- Choice of SafeLift Canopy (Trackless) or Slideaway (Retractable) lifting gear for effortless opening and closing
- Cardale security MultiLatch locking system as standard

Glasswood

- Glasswood is a highly detailed woodgrain finish available in a wide range of colours (see below).
- All the luxury of real timber looks but with low maintenance UV-fast panels
- Highly detailed, raised and fielded panels
- Optional windows in vandal-resistant translucent material
- Cardale MultiLatch security locking system as standard
- Strong, composite construction, giving improved security against forced entry without adding excessive weight
- Choice of SafeLift Canopy (Trackless) or Slideaway (Retractable) lifting gear for effortless opening and closing



All Cardale GRP doors are available in a maintenance free steel frame in a range of standard colours. RAL colours available as an optional extra.



Cardale insulated sectional steel doors are comprised of individual sections connected together by hinges. The door opens vertically into the garage and with no 'kick out' as it moves, providing you with up to three feet of increased drive length compared to Up & Over Garage Doors.

Sectional doors are also very attractive in design - high quality materials, incorporating the latest innovations in manufacturing technology together with a wide choice of options give your garage an individual look.

Add the built-in insulation, which provides both a thermal and acoustic barrier, helping to control your energy bills, reduce noise and possibly your carbon footprint.

Horizontal Rib iso20/45



Georgian Panelled iso20/45



Panelled Glazed iso45



Horizontal Golden Oak iso45



Panelled Glazed smoothfoil iso45



Large Rib iso20/45



Flush iso20/45



Large Rib Moss Green iso45



Flush Steel Blue iso45



Door finishes

Insulated sectional doors are finished in Woodgrain White unless otherwise specified.

Panelled white doors are supplied in Woodgrain finish only.

Woodgrain and smooth doors are available in a range of ten 'Super Colours' as shown below, or in your choice of RAL colour.



Smoothfoil door finishes

Three smoothfoil finishes with a weather resistant foil coating are available on the iso45 range of sectional doors.



Satin Grey is available on the Large Rib and Flush iso45 range of doors.

Alternatively you can have your choice of RAL colour




Glazing options

For our full range of sectional door glazing options, see page 31.

Sound and heat insulation

Insulated door leaf made from double-skinned, hot galvanized steel sections with CFC-Free PUR rigid foam core, which provides highly effective sound-proofing and excellent heat insulation, keeping the cold out and the warm in.



Weather seals

Frame and door weather seals help keep the rain and wind out.



Automatic safety features

Will stop and reverse the door operation, when it senses an obstruction.



Sectional Door operators



Unique technology with flexible side mounting for Cardale Sectional garage doors

The Sectional Door operator system not only offers maximum convenience during operation, but also during installation.

After all, it is not fixed to the ceiling like conventional operators, but simply integrated into the side garage door track - either on the left or the right depending on the structural conditions.

Therefore no ceiling assembly is required and any installation problems are ruled out from the outset.

All structural components are pre-assembled in the factory and dimensionally accurate - simply insert them together and voilà!

The wear resistant, maintenance-free toothed belt lies well-protected in the garage door track, guaranteeing maximum operational reliability, long service life and quiet smooth-running.

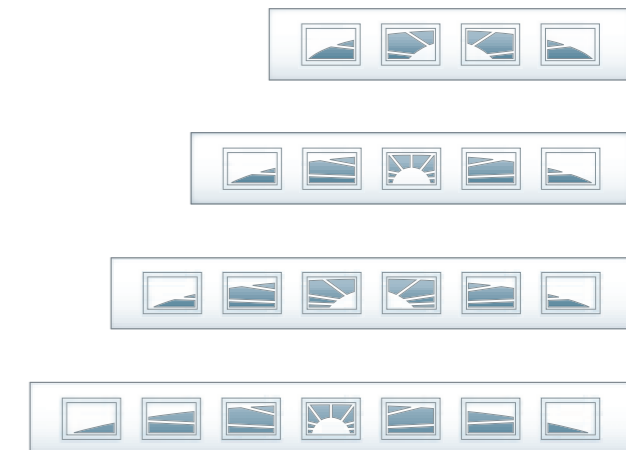
Remote operation

Remote operation from the comfort of your car.



Glazing options

Our attractive glazing options not only make a feature of your garage, but also let the light in as well, especially appealing if you use your garage as a storage room or workshop. All Cardale glazing panels are manufactured out of weather-resistant acrylic glass or impact-resistant polycarbonate and stand out due to their high transparency. Furthermore, being double glazed panes, they have excellent heat insulating properties - just like our insulated sectional garage doors.



The sunrise pattern can be modified to suit different garage widths up to 5.5 metres wide.

Thermaglide77 roller doors


Thermaglide takes the concept of the roller garage door to a new level. It out-performs the ordinary garage door for ease of use, insulation, finishes, safety and security and all doors are manufactured under strict and controlled guidelines.

Practical high performance

Remote control as standard makes operation effortless. The door is practical too - vertical travel allows "park right up" convenience inside and out and provides maximum drive through width and height for MPVs and 4x4s, gaining up to 150mm in width when replacing a conventional door and frame. It also allows the door to fit garage openings of all shapes and sizes.

- Vertically opening doors
- Fits garage openings of all shapes and sizes, even arched openings
- Made in compliance with ISO 9001 quality standard
- Helps insulate garage against heat loss and noise
- Remote control electric operation as standard
- For greater security the door has fully enclosed side runners, a unique 'AutoLock' self locking feature and is fully automated with no exterior lock to pick or force
- Rolling code technology helps prevent criminal 'code grabbing'
- Optional emergency opening system
- Hard wired and wireless safety systems are available

Thermaglide77 shown here in Golden Oak




CE compliant


Thermaglide roller doors are CE and Building Regulations compliant. They conform to BSEN13241-1-2003, CEN standards, the Machinery Directive and Construction Products Directive.

Colours

Low maintenance powdercoat finishes



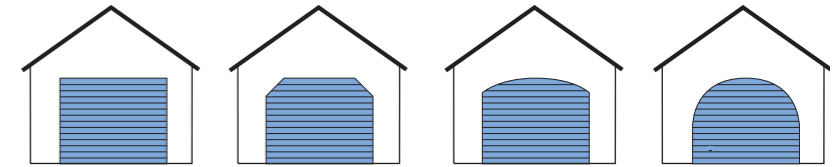
Low maintenance high grade woodgrain laminate finishes



Thermaglide55 roller doors

Where headroom is especially tight, the Thermaglide 55 has all the features of Thermaglide 77 but requires only 205mm of headroom and is now available up to 2.8 metres wide and 2.4 metres high.

Thermaglide roller doors fit garage openings of all shapes and sizes on single and double garages.



Thermaglide55 shown here in White




Foam filled aluminium laths help insulate against heat loss and noise, ideal if your garage is under a bedroom or you use your garage space as a workroom or playroom.



Colours

Low maintenance powdercoat finishes



Weathergrain wood laminate finishes



Notes on colour

Door guides and boxes are available in colours matching the door curtain, except laminate door colours, (supplied in brown). Coloured guide rails are supplied as standard, however, they may not match the lath colour. The manufacturing process for the lath profile results in a textured finish, whilst all other coloured items (guides, bottom laths, lock laths, optional fascias and vision panels) are supplied in a satin finish, so cannot be guaranteed to match exactly. Over time some scuffing may occur on front and rear surfaces of doors as a result of their normal operation.

Accuracy of colours shown is limited by printing process.

Cardale guarantees

Guarantees are subject to the conditions as set out below;

1. During the comprehensive 2 year guarantee period Cardale Doors undertake to repair or replace (at its discretion), and without charge, products or components which have suffered any form of manufacturing defect. Claims must be notified within 3 days from the date of delivery or within a reasonable time after discovery of any defect.
2. Products covered by these guarantees must have been purchased through an authorised Cardale garage door distributor or as original equipment attached to a newly built dwelling.
3. The warranties shall apply for normal use only. Normal use constitutes no more than 5 operations (open/close cycles) per day.
4. The warranties offered attach to the Cardale product only and no consequential damages will apply no matter how caused.
5. No liability will be accepted as a result of normal wear and tear, incorrect storage, incorrect handling, faulty installation, incorrect use or wilful damage.
6. Claims under this guarantee must be made through the original supplier and accompanied by relevant documentation indicating the date of purchase (e.g. receipt).
7. Cardale Doors' maximum liability shall be the original purchase price inclusive of Value Added Tax at the rate prevailing when supplied.
8. Any product which is the subject of a claim:
 - i) must have been correctly installed in accordance with the installation instructions supplied and thereafter properly maintained by a suitably experienced engineer on a regular basis as set out in the Maintenance and Operating Instructions provided with every door. (Additional copies of these instructions are available by calling 0871 231 7570. We recommend that regular maintenance is provided by a suitably experienced engineer. Contact us on www.cardale.com to find your local Cardale garage door specialist.
 - ii) must have the manufacturer's reference number still intact (found on the barcode label on the door).
 - iii) must not have been modified in any way.
9. Claims will not be accepted where the cause is due to:
 - i) impact or mechanical damage suffered during or following installation, e.g scratches, indentations, tears, scuffs or other surface abrasion.
 - ii) damage or discolouration caused by contact with any form of caustic, abrasive or corrosive substance, fumes, bird droppings, fire, smoke, floodwater, salts, acids, or from exposure to abnormal atmospheric pollution.
10. This guarantee excludes normal wear and tear on items such as cones, cables, spindles, lock cylinders, hinges or springs.
11. Only Cardale original spare parts must be used when required. The use of non-Cardale parts shall invalidate this guarantee. Warranty period for replacement parts is 6 months or the balance of the original warranty period if greater.
12. The Exterior Finish Guarantee applies only to the weatherside surface and where more than 5% of the surface area of the door is affected. Surfaces must be freely exposed to washing by rainfall and kept clear of accumulated dirt and debris and given equal exposure to local environmental conditions and consistent natural lighting conditions across the face of the door. Special attention is drawn to Clause (9) (ii).
13. Primed steel doors and basecoat treated timber doors must receive a suitable exterior quality finishing topcoat immediately after installation. This topcoat finish must be applied strictly in accordance with the manufacturer's instructions.
14. Cardale timber doors are guaranteed against any form of manufacturing defect or mechanical failure for a period of 2 years from the date of original purchase. The exterior factory fully finished panel is guaranteed to provide a weatherproof membrane which will resist perforation of the substrate from the weather side due to corrosion for a period of up to 5 years, dependent on location and position of the door and provided the door has been maintained in accordance with the manufacturer's instructions.
15. The guarantee period for electric operators excludes batteries, fuses and light bulbs.
16. Parts replaced free of charge become the property of Cardale Doors.
17. Attempted repairs by non-qualified individuals shall invalidate this guarantee.
18. Cardale garage doors and associated products are sold subject to the Cardale Doors Standard Terms and Conditions of Sale, copies of which are available upon request. Cardale Doors shall not be liable as a result of any representation, implied warranty or other term or condition or for any consequential loss or damage, costs, expenses or other claims whatsoever except as expressly set out in these Terms and Conditions of Sale.
19. All colour samples depicted in this brochure are as close to the original manufacturer's colour as possible. Garage doors supplied may vary in colour from the brochure representation.



For more information or to request a brochure on any of Cardale's ranges of Garage Doors and accessories, contact:

Cardale Garage Doors
North Luton Industrial Estate, 5-9 Sedgwick Road, Luton, LU4 9DT
Tel: 0845 026 80 44, Fax: 0845 026 80 47
www.cardale.com



Presented by:

Cardale reserves the right to alter specifications to design and manufacture without notification. All specifications are correct at time of publication, errors and omissions excepted.

Cardale Steel-line roller doors are a design proven for exceptional durability and long term performance. Simple, clean lines and an excellent colour choice are just part of the appeal of the Steel-line door.

- Doors are designed for manual and automatic operation - Easyglide spring assisted operation ensures all doors are easy to operate by hand
- The Steel-line Slimdrive remote control openers make automation easy
- Vertical travel gives 'park right up' convenience
- The attractive horizontal steel ribbed design is inherently very strong and very secure
- Key operated twin locking bars secure the door in the closed position
- Available with high performance Plastisol coating or a high grade laminate woodgrain finish to the front face of the door and a grey powder coat to the rear



High performance Plastisol finishes



High grade laminate Woodgrain finishes



Personnel doors

Personnel doors are popular as a side entrance to a garage. They are pre-framed and come complete with a Euro profile night latch and deadlock and four anti-drop anchored bolt hinges per door leaf.

Doors open outwards only, with the lock on the right when viewed from the outside. Left hand opening available as an option.

Cardale personnel doors are available in the following finishes to match the door ranges:

Pre-finished, Painted, Plastisol, Golden Oak, Rosewood.



Up and Over door operators



Cardale DC650T

Traction force 650N for doors up to 4300 wide x 2134 high (<90kg)

Cardale DC800T

Traction force 800N, for doors up to 5000 x 2438 high (>90kg)

Cardale garage door operators are equipped with reliable proven technology you can rely on.

- The automatic obstruction detection ensures optimum protection, particularly useful for families with children
- The self-locking motor ensures effective protection against break-ins
- No additional locking mechanism is necessary for the Cardale garage door operators
- The Cardale emergency release system means the door can be opened (unlocked) and locked manually in any position. Your garage door is locked (closed) during a power failure as well providing optimal safety
- 2 speed travel - the start and end of the motor movement are softened to give a quiet opening and closing cycle, (avoiding noisy door slam)
- Cardale operators are compatible with a wide range of accessories, including light barriers and external keypads and integrate with Cardale home automation products

2 command transmitter

- Up to two applications possible
- Modern, compact design
- LED built-in light

Each Cardale operator is supplied with two transmitters



Glazing



Bedford doors only available with Black or Stippled glazing

Selected Cardale garage door designs are available with glazing, with a range of attractive designs to blend with your house windows and doors. If the door does not have glazing in its standard design, the window panels will be fitted to the top design detail. Window surrounds on the Bedford doors are available in white or black only.

Glazing for Cardale up & over and side hinged doors is available in plain black, translucent or transparent finishes and in a range of lattice and feature styles.

The feature designs are hand laid using coloured films and antiqued lead. Transparent or clear windows are see-through and allow light into the garage. Translucent windows have a stippled effect which allows light into the garage but are not see-through. Plain black windows are decorative only and don't allow any light into the garage.

Glazed windows are constructed from shatter resistant polycarbonate with a stippled, translucent anti-reflectant finish.

Handles



A brass effect finger pull is supplied with Cardale side hinged doors and personnel doors.

Cardale ABS, GRP and timber up & over doors are supplied with a black handle as standard, a brass effect handle is available at an additional charge.

Frames

Up and over doors are available with the option of a frame and it is a recommended choice for a high quality installation. Single doors (up to 2438mm/8'0" wide) are supplied pre-framed and double doors (over 2438mm/8'0" wide) are supplied with the frame as a knock down kit for assembly when the door is installed.

Side hinged and personnel doors are supplied framed as standard. Frames are available in the same finish options as shown for steel up & over doors. Roller garage doors have integral guide channels.

Draughtstrip



A bottom edge brushstrip is available as an option to fit all Cardale up & over doors. Ideal for uneven floor surfaces, the brushstrip will help prevent leaves, dirt and draughts blowing into your garage.