

# Your Garage Door ... our passion!



## 2015

Garage Door Range



# welcome home - welcome to Novoferm

Is there anything better than coming home?  
When driving in already feels like a welcoming experience!

In the evening, after a long working day, or in the autumn or winter when it is cold and wet outside, your Novoferm garage door opens at the push of a button and automatically welcomes you home.

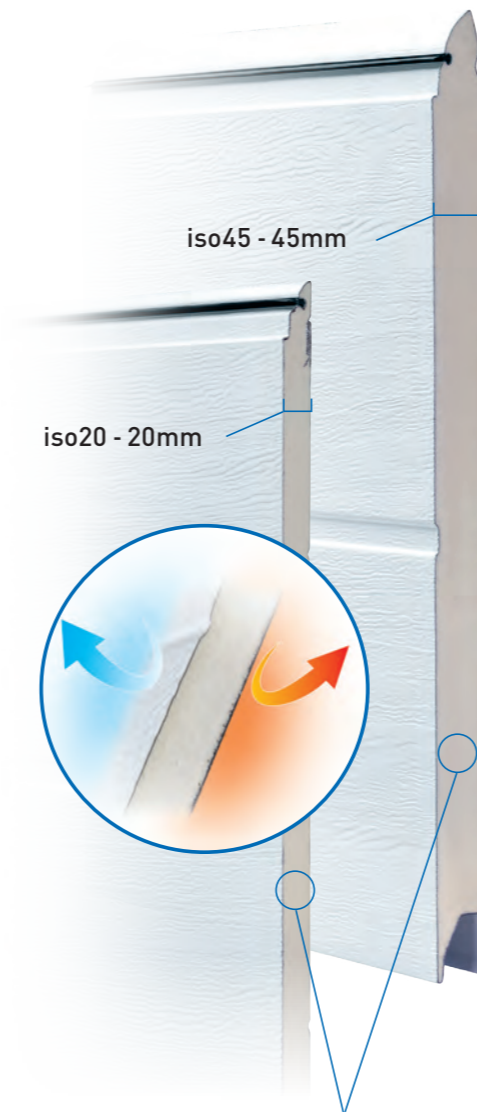
Welcome to the Novoferm 2015 Garage Door Range – a collection of residential Up & Over, Sectional and Insulated Roller Garage Doors in steel, GRP and timber, incorporating the very latest innovations in design, technology and security. The garage door range is complemented with a choice of remote control systems including the patented NovoPort® automatic door system designed in accordance with the latest European safety regulations.

We are passionate about providing you with doors that guarantee safety, security and convenience.

## contents

insulated sectional garage doors .....	3-13
Duoport .....	14-15
Novoroll77 and 55insulated roller doors .....	16-18
up and over garage doors .....	18-27
Novoguard up and over garage doors .....	28-29
automation and accessories .....	30-34
terms and conditions and warranties .....	35

telephone: 01582 563777



### sound and heat insulation

Insulated door leaf made from double-skinned, hot galvanized steel sections with CFC-Free PUR rigid foam core, which provides top sound-proofing and excellent heat insulation, keeping the cold out and the warm in.

### heat insulation values

iso20 doors -  $K = 1.0W/m^2K$

iso45 doors -  $K = 0.5W/m^2K$



email: info@novoferm.co.uk

## insulated sectional doors keeping the weather outside... in style

Comprised of individual sections connected together by hinges. The door opens vertically into the garage and with no 'kick out' as it moves, providing you with up to three feet of increased drive length against Up & Over Garage Doors.

Sectional doors are also very attractive in design - high quality materials, incorporating the latest innovations in manufacturing technology together with a wide choice of options give your garage an individual look. Add the built-in insulation, which provides both a thermal and acoustic barrier, helping to control your energy bills, reduce noise and possibly your carbon footprint.

### more space in front of the garage

Sectional door sopen vertically upwards and don't swing out which means you can use every inch of available space in front of your garage. And garages located close to roads or pavements do not put pedestrians at risk and the traffice keeps flowing.




Remote operation from the comfort of your car!  
Automatic safety features will stop and reverse the door operation, when it senses an obstruction.  
Frame and door weather seals help keep the rain and wind out.  
Optional LED lighting kits will show off your door's best features and help with security.



# insulated sectional steel doors

## ribbed door styles

Choose from a range of three standard designs available in both iso 20 and iso 45 options.




Horizontal Rib iso20/45



Large Rib iso20/45



Flush iso20/45



Horizontal Rib Golden Oak iso 45



Large Rib Moss Green iso20/45




Flush Steel Blue iso20/45

## door finishes



**Textured Woodgrain**

Also available in your choice of RAL colour. Not available on Flush iso45




**Smooth**


Also available in your choice of RAL colour

## colours


Woodgrain and smooth doors are also available in a range of 'Super Colours' or your choice of RAL colour.




Steel Blue RAL 5011




Moss Green RAL 6005




Ochre Brown RAL 8001




Nut Brown RAL 8011




Fir Green RAL 6009




Anthracite Grey RAL 7016




Sepia Brown RAL 8014



Light Grey RAL 7035



Black RAL 9005



Window Grey RAL 7040




## glazing

Here are some window designs suited to 'flush' style doors, for a full range of sectional door glazing options see page 7.



To get lots of natural light, you can turn practically one whole garage door section into a window with a horizontal light strip.




Create an individual eye-catching element with vertically arranged portholes, each in a high-quality stainless steel frame.



Square windows can be ordered as an option, in any arrangement which suits your taste, each in a high-quality stainless steel frame.

## smoothfoil door finishes

Three smoothfoil finishes are available on the iso 45 range of sectional doors. Rosewood and Dark Oak available in Large Rib only.




**Rosewood**

Weather-resistant foil coating with a rich rosewood appearance.



**Golden Oak**

Weather-resistant foil coating with an authentic golden oak appearance.




**Dark Oak**

Weather-resistant foil coating with an authentic dark oak appearance.


## Benefit from our new structural surfaces!

In addition to the existing Satin grey, our iso 45 sectional garage doors are now available in three more decorative, **top-coated** satin matt structural surfaces with reduced dirt retention and exceptional weather resistance.




**Satin White**

Similar to RAL 9016.




**Satin Grey**

Composite shade.



**Satin Dark Grey**

Similar to RAL 7016.



**Satin Brown**


Similar to RAL 8014.




# insulated sectional steel doors

## georgian panelled door styles


Georgian panelled sectional doors are available with or without glazing in both iso 20 and iso 45 options.



Panelled iso20/45




Panelled Glazed iso20/45



Panelled Glazed Smoothfoil iso 45

## door finishes


Insulated sectional doors come as standard in a white woodgrain finish.



Textured Woodgrain


Also available in your choice of RAL colour

Two smoothfoil finishes are available on the iso 45 range of sectional doors.



Rosewood

Weather-resistant foil coating with a rich rosewood appearance.




Golden Oak


Weather-resistant foil coating with an authentic golden oak appearance.

## colours

A range of 'Super Colours' can be applied to the exterior surface of smooth and woodgrain doors.




Steel Blue RAL 5011




Moss Green RAL 6005




Ochre Brown RAL 8001



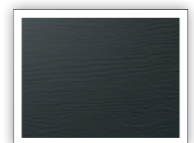
Nut Brown RAL 8011




Window Grey RAL 7040



Fir Green RAL 6009




Anthracite Grey RAL 7016



Sepia Brown RAL 8014



Light Grey RAL 7035



Black RAL 9005



Alternatively you can have your choice of RAL colour.




## glazing options

Our attractive glazing options not only make a feature of your garage, but also let the light in as well, especially appealing if you use your garage as a storage room or workshop. All Novoferm glazing panels are manufactured out of weather-resistant acrylic glass or impact-resistant polycarbonate and stand out due to their high transparency. Furthermore, being double glazed panes, they have excellent heat insulating properties - just like our insulated sectional garage doors.



plain clear/frosted



square clear/frosted



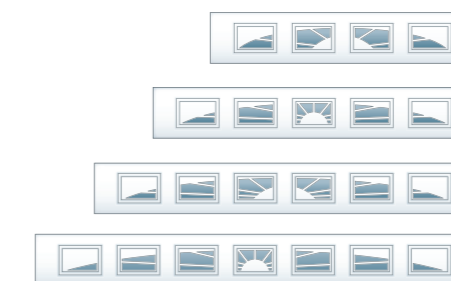
diamond clear/frosted



square leaded clear/frosted



diamond leaded clear/frosted



The 'sunrise' pattern can be modified to suit different width garages up to 5.5metres wide.



# vertical tension spring system



## vertical tension spring for sectional garage doors easy to install and requires less space. Doors close to perfection.

Fitted on Novoferm iso 20 and iso 45 sectional garage doors in widths up to 3000mm and heights up to 2750mm.

### ...exclusive to Novoferm

Anything that is outside in all winds and weather and has to work perfectly day after day needs an especially robust design. That's why all Novoferm steel sectional garage doors are double-skinned and insulated. The degree of insulation is described by the door types. Simply choose between the alternatives, premium sectional door type iso 20 or the deluxe door type iso 45, with the highest insulation thickness and a wide range of optional extras.

All iso 20 and iso 45 door sections are manufactured from hot galvanized thin steel sheet and provided with a polyester-based pre-finished coat or, in the case of Golden Oak, Dark Oak and Rosewood a durable foil finished coating. Angular frames, guide rails as well as all fitting parts on the garage door are also galvanised so that no rust can start to form. You will have many years of pleasure and satisfaction with your garage door - 10 years of which are guaranteed!

#### Double-skinned insulation

Our steel sections are exclusively manufactured in a double-skinned sandwich construction and filled with an elastic PUR rigid foam core. This ensures higher surface stability, quieter door running and improved sound-proofing and heat insulation in comparison to single-skinned garage doors. The flexible lip seals between the sections fit softly even at low temperatures and prevent any heat losses and dust from penetrating.

#### Lip seals on the frame

Extra wide lip sealings on the side frame provide even better heat insulation and dirt resistance.

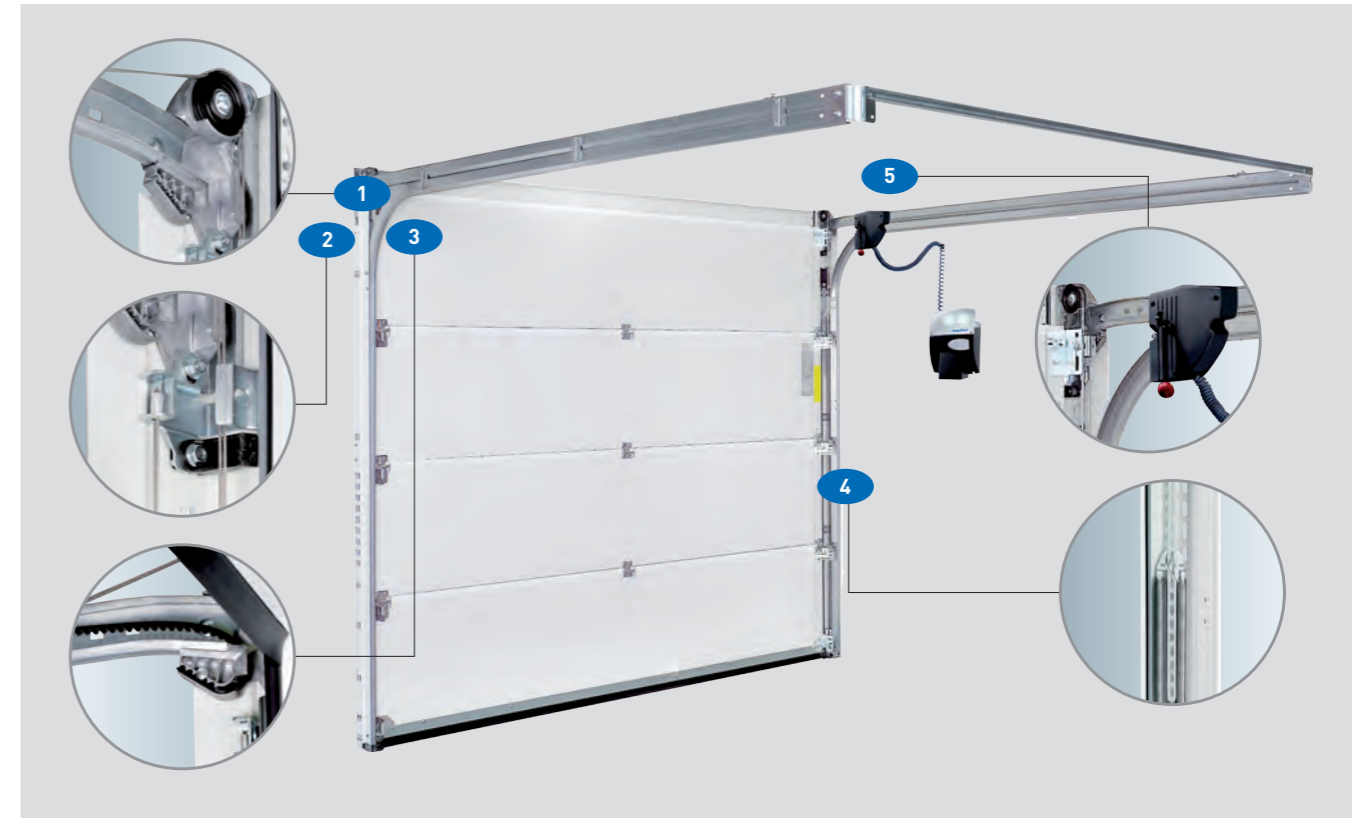
#### Frost-proof floor seal

A rubber profile on the bottom edge of the garage door guarantees optimum protection from water and dirt, evens out slight floor unevenness and prevents damage and injuries. The floor seal is made of high-quality EPDM (ethylene propylene diene monomer), which is known for its high elasticity, weather resistance and long life-span.

#### Stainless-steel frame base

Novoferm sectional garage doors have a high weather resistant stainless steel frame base. Thus enabling water and impeded drainage to be able to drain off freely and also ensure that no rust can start to form on the frame over the long-term. The frame base remains brittle resistant also at low temperatures and forms a clean visual seal.

# features and benefits



- 1 Interference-protected deflection pulley**  
The steel cables run vertically into the angular frame on interference-protected deflection pulleys mounted on ball bearings with U-shaped caster holders. This reduces the height requirement compared to the front-mounted torsion spring.
- 2 New cable mount**  
Together with the new steel cable holder, the newly designed cable mount with integrated door guide keeps the steel cables running smoothly in the angular frame without them touching the sections.
- 3 Integrated belt fastening**  
The newly designed moulded end piece contains an integrated fastener for the NovoPort® belt. The maintenance-free belt is fastened securely in the holder.
- 4 Multiple extension spring assemblies**  
The extension spring garage doors are equipped with sturdy multiple extension spring assemblies. The springs are adjusted at the top end of the assembly. The vertical extension springs require less installation depth and open up new possibilities when space is confined.
- 5 NovoPort® - unique and flexible**  
The NovoPort® operator system not only offers maximum convenience during operation, but also during installation. After all, the motor is not fixed to the ceiling like conventional operators, but simply integrated into the side garage door track - either on the left or the right depending on the structural conditions. Therefore no ceiling assembly is required.

- 6 Anti-pinch inside and out**  
The special design of the sections and hinges prevents pinching on the door leaf from the outset.
- 7 Interference protection and cables channelled down the inside**  
The angular frames make it almost impossible to reach between the door leaf and the frame. Suspension cables arranged inside minimize the risk of injury and guarantee maximum operational reliability.


## PLUS The advantages at a glance

- Easy to install; low installation height
- The spring is easy to adjust
- The horizontal tracks are shorter (require less space)
- NovoPort® is easy and fast to install
- Lower standard headroom requirement
- Added to which, the vertical extension spring system on iso 45 sectional garage doors is cheaper than the torsion spring version



# insulated side sectional doors

Opening laterally, side sectional doors open it just as much as you need. Available in four attractive garage door styles in almost every RAL colour imaginable and individual glazing options (see page 7). The garage doors adapt to suit every garage construction. Novoferm side sectional garage doors are available for garage door openings of up to 6m in width. Automating your side sectional door with the Novomatic electrical operator, (see pages 31-34), provides even more convenience and it can just as easily be mounted on the side garage wall.




**Vertical Rib iso 45**

The narrow horizontal rib is instantly recognisable as a well loved style




**Vertical Large Rib iso 45**

Stylish and modern, the large rib design is ideally suited to the multitude of finishing options



**Vertical Flush iso 45**

The contemporary 'flush' wide rib design is ideally suited to modern building projects



**Vertical Panelled iso 45**

With an elegant and traditional look this style is suited to many property styles

telephone: 01582 563777

# sectional timber doors

A range of solid timber sectional doors that will give you the natural look whilst retaining all the functionality and security of a Novoferm sectional garage door.



**London iso 45**

Traditional horizontal ribbed design



**Madrid iso 45**

Traditional panelled design.



**Thame iso 45**

Variation on the vertical rib design.




**Henley iso 45**

Variation on the vertical rib design.

All solid wood garage doors are made of three layers of Nordic pine or five layers of African okoume glued together to form waterproof multi-layer boards. Doors MUST be treated before installation in order to protect against long-term weather conditions.



**Nordic Pine**



**African Okoume**

email: info@novoferm.co.uk







## insulated sectional matching side doors

### In and out in no time: through a matching side door

There's no need to raise and lower the whole garage door just to get to your bike, tools or lawnmower, we have matching side doors with all sectional garage doors – for going in and out in no time.

All side doors are manufactured out of double-skinned, galvanised sheet steel with CFC-free PUR rigid foam core or solid wood and supplied as standard with a handle set and security lock.

Three-sided continuous seals and specially formed lip seals at the sill ensure the highest degree of weatherseal and heat insulation.

### The ideal frame for every door

For the side door type iso 20 with 20mm filling, the door leaf frame and corner door frame are made of robust steel. For the side door type iso 45 with 45mm filling, the door leaf frame and block door frame are made of high-quality aluminium.

### Precise processing – smooth running

All door leaf frames are mitre-cut precisely to the degree and guarantee maximum weather resistance, while robust hinges provide long-term, dimensionally accurate opening and closing. The hinges are also three-way adjustable in door type iso 45 and therefore allow for even more precise adjustments during assembly.



**Horizontal rib**  
Traffic white,  
similar to RAL 9016



**Large rib**  
Traffic white,  
similar to RAL 9016



**Flush**  
Traffic white,  
similar to RAL 9016



**Raised panel**  
traffic white,  
similar to RAL 9016  
(only iso 45)



**Flush**  
Moss green,  
similar to RAL 6005



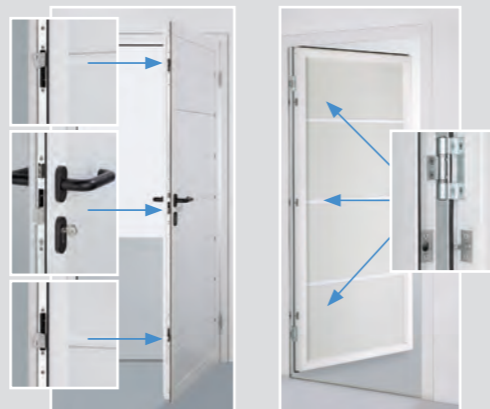
**Flush**  
Golden oak  
(only iso 45)



**Large rib**  
Satin Dark grey,  
similar to RAL 7016  
(only iso 45)

## Precise processing - reliable operation

All door leaf frames are made of aluminium and guarantee maximum weather resistance, while robust hinges provide long-term, dimensionally accurate opening and closing.



Triple lock  
(optional)

Hinge lock  
(optional)

## wicket doors



**Vertical Rib iso 45**



**Vertical Large Rib iso 45**



**Vertical Flush iso 45**




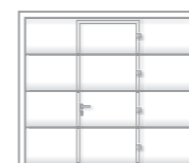
**Vertical Rib iso 45**



**Vertical Large Rib iso 45**



**Vertical Flush iso 45**



Wicket doors are arranged centrally or asymmetrically depending on the garage door width. Symmetrical arrangement for garage door widths up to 3500mm. Asymmetrical arrangement for garage door widths above 3500mm – either left or right

### Perfectly integrated: the wicket door

If your garage is too narrow for a side door, but you don't want to have to do without that practical convenience of a side door, then we recommend an integrated wicket door.

Wicket doors are available for all iso 45 sectional garage doors up to a width of 5m. They offer a practical passage width of 80cm and provide perfect heat insulation due to the double-skinned insulation used.

And to make sure everything looks great, the frames and hinges are white (RAL 9016) on standard white garage doors and available in various anodized colours for painted garage doors.

Glazing options for all garage door patterns: standard window, cross window, rhombus window, window cut-out or light strip.

email: [info@novoferm.co.uk](mailto:info@novoferm.co.uk)





# DuoPort

Patterns for 2-leaf side doors, garage door type iso 45



**Horizontal rib**  
Traffic white, similar to RAL 9016



**Large rib**  
Traffic white, similar to RAL 9016



**Raised panel**  
Traffic white, similar to RAL 9016



**Flush**  
Traffic white, similar to RAL 9016



## DuoPort: the solution for more scope

In addition to providing high insulation values, our insulated Duo-Port leaf doors offer you the possibility to use your garage as a utility room, for leisure time or hobbies. You can choose whether to open both door leaves or only the active leaf, depending on your particular requirements. The use of high-quality and durable materials, top-quality processing and a wide variety of additional fittings give your garage a classic appearance in keeping with the style of your house and your personal taste.

### Precise processing - reliable operation

All door leaf frames are made of aluminium and guarantee maximum weather resistance, while robust hinges provide long-term, dimensionally accurate opening and closing.



Triple lock (optional)



Hinge lock (optional)

## PLUS The advantages at a glance

- Ideal for private garages with an opening width and height from 1450mm x 1,900mm (symmetric division) to max. 2500 x 2500mm
- Outstanding heat insulation is ensured by the 45mm rigid PUR foam core
- Wide range of patterns, surfaces, attractively priced Super-Color colours and nearly all RAL colours as well as additional fittings such as glazing
- Practical block door frame allows flexible installation
- Door leaf either opening outwards or inwards
- Active and inactive leaves can be positioned either on the right or on the left
- Burglar-resistant 3-point locking with hinge lock is optionally available
- Door leaf inside: Base coat based on polyester, Grey white similar to RAL 9002
- Door leaf inside standard: Traffic white, similar to RAL 9016
- Door leaf outside: Super-Color or RAL of your choice at an extra price (**top-coated**)

email: [info@novoferm.co.uk](mailto:info@novoferm.co.uk)



# Novoroll 77 and 55 insulated roller doors strong and efficient

Automated, insulated roller doors from Novoferm are constructed from 77mm or 55mm double walled aluminium laths filled with CFC free insulating foam - an ideal solution for those who want to improve the appearance and gain space in their garage.

## Safety

Certified to the high safety requirements and performance characteristics of European Standard EN 13241-1, all Novoferm Insulated Roller Garage Doors are fitted with a full NovoShield cover to prevent accidental finger entrapment and to cover the door curtain. In the event of an obstacle impeding the door entrance the Safety Edge will stop and return the door to the open position.

## Convenience

An ideal solution for people who want to gain extra space in their garage, requiring only 300mm x 300mm of head room space. Opening vertically so you can park your car up close to the garage door and push button automation makes it so easy to open and close your garage door. Where headroom is especially tight, the Novoferm 55 requires only 205mm of headroom and is now available up to 2.8 metres wide and 2.4 metres high.

## Insulated

The insulated aluminium profiles provide a thermal and acoustic barrier, which could reduce your energy bills, reduce your carbon footprint and provide noise reduction.



## Security


Manufactured with built in autolocks. When the door is closed a spring clamp device holds the door down tight.

## Novoferm 77 door features

- White polyester painted 90mm guides
- White 300mm Novoshield Full box
- Novoroll hard wired control safety system
- Two 2-channel hand transmitters

## Novoferm 55 door features

- White 65mm guides
- White 205mm Novoshield Full box
- Novoroll hard wired control safety system
- Two 2-channel hand transmitters



Insulated laths provide both a thermal and acoustic barrier. Weather seals keep whatever is on the outside... outside!

## NovoShield

Supplied and finished in white as standard colour, shields the user from accidental finger entrapment and provides an attractive finish to the door curtain.

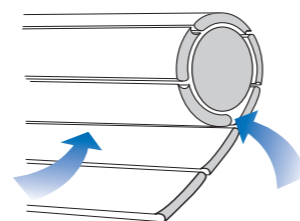
## Control System

An interior light is provided within the self contained control box.

## IMPORTANT SAFETY TIP

Always buy a garage door that complies fully with EN12453 - Safety in use of power operated garage doors **...and avoid finger entrapment!**

Novoferm Insulated Roller Garage Doors comply with EN12453 - Safety in use of power operated garage doors, by means of the NovoShield box cover which covers the operating mechanism of the door curtain.



## colour options

### Novoroll 77


Novoroll 77 doors are available in the following finishes: Polyester paint: White RAL9016, Mocca Brown RAL8019, Black RAL9011, Burgundy RAL3004, Racing Green RAL6009, Blue RAL5011, Beige RAL1019, Brown RAL8014, Anthracite Grey RAL7016, Golden Oak, Rosewood. Textured woodgrain: Black, Anthracite Grey, Golden Oak, Wine Red, Rosewood, Moss Green, Mahogany, Steel Blue, Dark Red.

### Novoroll 55


Novoroll 55 doors are available in the following finishes: Polyester paint: White RAL9016, Mocca Brown RAL8019, Black RAL9011, Burgundy RAL3004, Racing Green RAL6009, Blue RAL5011, Brown RAL8014, Anthracite Grey RAL7016, Cream RAL 9001, Golden Oak. Textured woodgrain: Golden Oak, Rosewood.

## polyester finish colours

Clean lines and crisp white polyester powder coated finish the range adds style, functionality and value to your home. Suitable for door opening up to 4.6metres in width.



White RAL9016, Mocca RAL8019, Black RAL 9011, Burgundy RAL 3004, Racing green RAL 6009



Anthracite grey RAL 7016, Blue RAL 5011, Golden oak, Rosewood, Beige RAL 1019, Brown RAL 8014

## textured woodgrain finishes

Textured woodgrain finish applied to the external surface of the door only, the internal surface of the door remains white.



Black, Anthracite grey, Golden oak, Dark red, Wine red



Rosewood, Moss green, Mahogany, Steel blue



# up and over steel doors

Novoferm Steel Up & Over Garage Doors are the classic choice for your home. Corrosion resistant garage doors, manufactured from premium grade galvanised steel and finished in white powder coat or powder coat in one of our standard colours. Black euro handle fitted as standard.



Berwick




Berkeley Thornby



Georgian



Guilsborough



Horsham



Victor



Minster



Thornby



Regency



The door styles have a huge range of available colours in both RAL and BS (see page 19). They can be supplied with a strong steel 'goalpost' frame, so you can wave goodbye to your old, wooden garage door frame. All doors are available with either canopy or retractable spring assisted gear systems for smooth, safe and reliable operation. High security twin strong locking bars coupled with a ten year warranty as standard provides you with a lifetime of 'style, security & functionality'.



Naseby

All white steel doors have a white chassis, all coloured steel doors have a colour matched chassis.

Doors are available for manual operation or, for a touch of luxury, retractable doors can be fully automated with Novoferm's remote control system Novomatic 553 belt drive with built in energy saving functions, (see page 31 for garage door automation options).



Thornby Wicket Door





# up and over steel doors

Novoferm Up and Over garage doors are spring assisted canopy or retractable action for smooth running. The door slides up and over into the garage, providing safe and very reliable operation.

Factory fitted canopy frames are 54mm wide as standard. Retractable frames are 70mm.

Novoferm Up & Over garage doors are supplied in a pre-hung factory finished steel fixing frame, which makes installation simple and eliminates the need for a timber frame.

Frames are supplied as standard in white, colour matched frames are also available.

Open for Infill have a maximum infill weight of 7kg/m<sup>2</sup>.

Berwick is supplied with black windows as standard. Translucent are also available as an option.

Regency Rosewood chassis frame is supplied in Cherry, Golden Oak chassis frame is RAL8003.

## Steel doors including windows

The standard colour window frame for white coloured doors is white. For non-white coloured doors and for Rosewood and Golden Oak laminated doors the window frame colour will be Black.

Colour matched window frames are available but must be specified at time of order.

## Factory fitted steel fixing frames


Standard frame width 70mm. A 54mm wide frame is also available.



Supplied factory fitted to our open-for-infill steel frame, will not rot or warp.



Regency Golden Oak



Regency Glazed Golden Oak




Regency Rosewood




Regency Glazed Rosewood

## glazing options

For a touch of extra style and added natural light, choose from clear or frosted super tough 11mm acrylic with white, brown or colour matched frames.



Clear




Stippled



Diamond leaded



Square leaded



Black



Black diamond leaded

# canopy doors

Novoferm corrosion resistant Canopy garage doors are manufactured from premium grade galvanised steel and finished in white powder coat or powder coated in one of our standard colours.

Black 'D' shaped handle fitted as standard.



Galvanised torsion spring. Lateral cable pulley.



Internal side of steel fixing frame includes a contact ABS strip. Solid bar lifting arms.



2-point rigid bar locking as standard. Option of 4-point locking on all canopy doors.




Anti drop mechanism. Large spindle roller. Spindle roller bracket has a reinforcement bracket to stop excessive movement.



## adding colour

The painted range of Novoferm steel doors is available primed in white for finishing in your choice of colour or factory finished in deep textured paint to one of our classic colours or chose from a full range of RAL colours.

Only the Regency doors shown opposite are available in Golden Oak or Rosewood finishes.



Canopy door standard fixing frames are supplied as 54mm windows (please specify at time of order).

email: info@novoferm.co.uk

telephone: 01582 563777



# up and over GRP doors

GRP is an ideal material for the construction of the garage door, being both light weight and durable, it does not rust, warp or rot and has the same strength to weight ratio as steel. Our Garage doors are hand made to order and are available in a choice of styles to complement your property in either gloss white or realistic woodgrain effect with a wide range of wood tones and colour finishes.



Glossop



Lydbrook



Virginia



Winchester



Chertsey



Shildon



Hamilton / Hamilton Tall



Newbury



Kentley

## GRP finish options

Every garage door is finished to a very high specification and incorporates a metal and timber framework which is fully encapsulated within the structure of the door for maximum strength and rigidity. Hand-craftsman quality panels are encased in a strong steel chassis finished in a choice of colours. RAL colours available as an optional extra.



## glazing

For a touch of extra style and added natural light on Chertsey, Glossop, Lydbrook and Shildon doors, choose from opaque black or clear/frosted super tough 11mm acrylic.



All white GRP doors are supplied in white coloured steel chassis. All woodgrain GRP doors are supplied in brown RAL0000 painted chassis



# up and over timber doors

Stunning garage doors made in Britain from durable, solid Cedar wood tongue and groove boards and mouldings to highlight the natural beauty and quality of timber, these doors have the quality and status to enhance the front of any home.



Horizontal




Thame



Henley



Caithness



Cleveland



Dorset



Tudor



Windsor



Gatley




Kimberley




Ambleside



Bedale



Vertical



Madeley



Hertford



Chatham




Dursley



Edgware





Supplied factory fitted to our open-for-infil steel frame, will not rot or warp.



## up and over timber doors



Huntingdon



Somerset



Somerset Glazed



Suffolk



Stirling



Alford

choose from a range of options to individualise your garage door


### Up & Over timber fully finished options

Novoferm fully finished option, is a factory finish process, the Sikkens product used is available in nine attractive colours as illustrated.


For south facing situations exposed to strong sunlight the dark colours are not recommended, as they can store excessive heat and dry out.



Light Oak



Medium Oak



Teak



Golden Oak



Mahogany



Dark Oak



Rosewood



Walnut



Ebony

### glazing

For a touch of extra style and added natural light, choose from clear or frosted super tough 11mm acrylic.




Clear



Stippled



Black



Diamond leaded



Square leaded



Black Diamond Leaded



# Novoguard

Novoguard Thornby and Naseby Secured by Design doors are certificated to CS 5051 STS202 which is approved by ACPO Association Of Chief Police Officers.



Reverse of door showing strengthening ribs, 3 point locking and heavy duty springs



Thornby



Naseby

Thornby and Naseby doors featuring retractable lifting operation and including a 70mm steel fixing frame are available in any size up to and including 2438mm wide x 2134mm high.

## secured by design

### Heavy duty strengthening ribs



To meet the exacting standards we have increased the number of door braces at the rear of the door.

### Heavy duty springs



Multi springing ensures smooth operation of the reinforced door.

### Secure locking brackets



3-point solid bar locking fully supported across the width of the door.

### Inside locking handle



The reinforced locking barrel includes a key for locking and unlocking from the inside of your garage. The door is fully operational from both inside and outside of your garage.

## PLUS The advantages at a glance

- NovoGuard garage doors have spring assisted retractable action for smooth running. The door slides up and over into the garage, providing safe and very reliable operation.
- Factory fitted steel frames as standard 70mm wide.
- Novoguard Up & Over garage doors can only be supplied in a pre-hung factory finished steel fixing frame, which makes installation simple and eliminates the need for a timber frame which can warp or rot over time. These frames are supplied as standard in white, however colour matched frames are also available.
- All Up & Over garage doors are supplied with our black "D" handle
- Novoguard doors are bespoke and made to order.

### Novoguard colour options

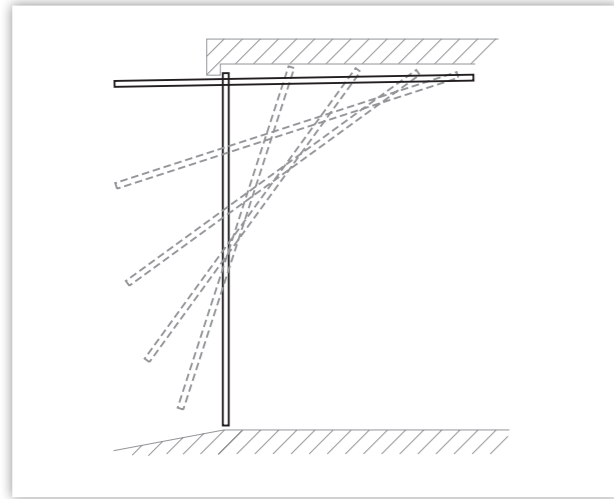
Novoguard are available in any of the standard colours shown below or in your choice of any RAL colour.





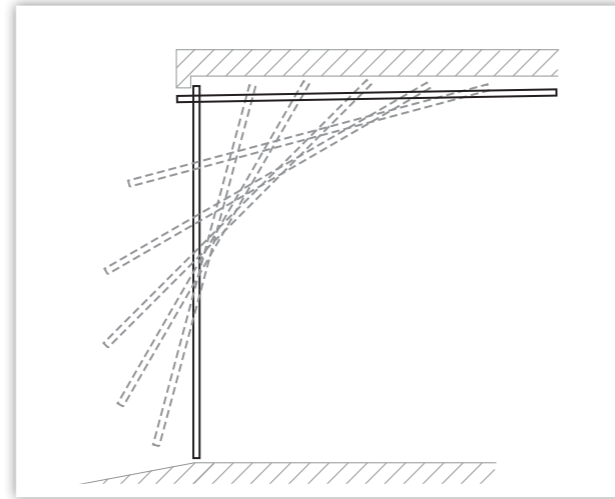
# choosing the right gear type and handle

Novoferm offer ranges of Up and Over doors operating in different ways. Depending on your preference and the physical characteristics of your garage, some types of operation may be more suitable for you than others. The information here will give you an insight into the choice of operating mechanisms and their features.



## Canopy Gear

The canopy gear allows the door to travel in vertical tracks and is counterbalanced by an overhead torsion spring. In the open position, the door projects from the opening approximately one third of the door height, forming a canopy. Available in 54mm frames.



## Retractable Gear

The retractable gear allows the door to be retracted fully, inside the garage when open, by means of horizontal overhead tracks supported by wall or ceiling mounted suspension brackets. Available in 70mm frames.

## a stylish complementary handle

The functional and clean lines of the 'D' handle makes it the handle of choice for Novoferm Up & Over garage doors.



# garage door operation



## making life that little bit easier

Novoferm Remote Control Systems offer reliability, low maintenance and, thanks to built-in DC motors, extremely quiet operation. Whether your door is a Steel Up & Over or an insulated Sectional Garage Door, automatic force monitoring ensures a high level of safety and security.



- Automatic stop and reverse on contact with obstruction
- Not much room? Drive unit fits at 90°
- Enhance your system with extra handsets, keypad controls and key switch operation



Manual keypad entry systems, a great solution for multiple users.



Remote transmitters can be unobtrusively positioned in your vehicle.



Weather protected LED exterior lighting for installation under the garage lintel.



# sectional novoport operator

## exclusive convenience

If you are renovating your garage, you don't just want it to look better, but to also make it more convenient to use. With the integrated NovoPort® system you'll never have to get out in the rain again, to open your garage door by hand.

The NovoPort® garage door and operator are perfectly matched and certified by independent institutes in accordance with the latest safety guidelines. Giving you the comfort of maximum security and top quality, with a 5 year guarantee on mechanics and motor included!



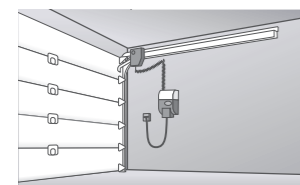
The wear resistant, maintenance-free toothed belt lies well-protected in the garage door track (inset), guaranteeing maximum operational reliability, long service life and quiet smooth-running.

### NovoPort® features at a glance

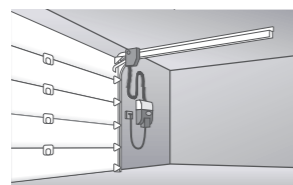
- Quick and easy operation via hand transmitter or push button, key button or coded key pad, mounted to the garage wall
- Soft start and stop functions
- Completely safe against scanning due to automatic signal decoding
- Simple programming via menu-guided control with LED display. Integrated fault diagnosis system facilitates potential service work
- Connectable to garage outside lighting up to max. 500 Watt
- Power saving. Only requires 4 Watts whilst on standby

### Unique technology with flexible side mounting for Novoferm Sectional garage doors

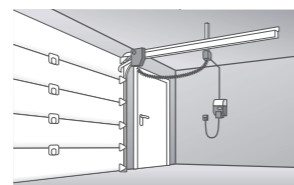
The NovoPort® operator system not only offers maximum convenience during operation, but also during installation. After all, it is not fixed to the ceiling like conventional operators, but simply integrated into the side garage door track – either on the left or the right depending on the structural conditions. Therefore no ceiling assembly is required and any installation problems are ruled out from the outset. All structural components are pre-assembled in the factory and dimensionally accurate – simply insert them together and voilà!



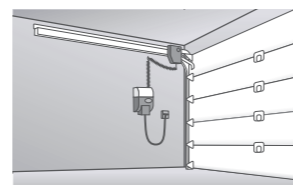
The operator can be mounted in the right garage track, the control on the right garage wall...



... or directly next to the garage door in the area of the side rebate.



An optional cable extension can be used in case of a fitted side rebate, e.g., through a side door.



All the installation variants shown in illustrations 1-3 also apply for the left garage door side.

# novomatic 553 operator



## one powerful automatic unit suitable for sectional and up & over garage doors

The Novomatic 553 opener is designed for up and over and sectional garage doors. The ultra-reliable, near silent belt drive operator incorporates a courtesy light and internal quick release. The opener can be enhanced with extra handsets, mini wall mounted push button controllers, key switches and coded keypads.

### Novomatic features at a glance:

- 700N max push/pull force.
- Simple operation.
- Soft start and soft stop function.
- Integrated shutdown stopping device and electronically monitored push-up safeguard.
- Adjustable opening time from 10 to 240 seconds.
- Programmable inside lighting and connectable outside lighting.
- Two hand transmitters included as standard.
- Power economiser.
- Manual quick unlocking device in case of power cut etc.

### It runs and runs and runs

The wear resistant top-quality toothed belt rail ensures quiet and smooth running and long-term, reliable garage door operation. The toothed belt is reinforced on the inside with fivefold steel cables, oil and acid resistant and completely maintenance-free.

### Programming made easy


Novomatic can be conveniently and easily programmed with three buttons and a concise 7 segment display. No setting can be overlooked during programming thanks to the systematic menu navigation. All settings are infinitely saved, even in case of a power cut. The operating state is always recognisable through the transparent cover. Clear error coding allows for a quick and safe fault analysis if required.

### Practical – whichever way you turn it

The flat operator head of the Novomatic can be turned by 90° or 180° if required. This saves up to 15cm space when the slide-in depth is, for example, reduced due to a wall construction. The operator track does not have to be shortened either.



Simple programmable button technology



Ultra reliable super smooth belt drive





# garage door automation - accessories



**eco choice**

The Novomatic 553 (700N) belt drive operator with built in energy saving functions perfectly complements your Novoferm Up & Over or Sectional garage door. This convenient quick-running operator is for single and double garage doors with a maximum surface area up to 14m<sup>2</sup>. Maximum speed: opening 22cm/sec, closing 17cm/sec.

## making life just that little bit easier

Improving the safety and functionality of your automated garage door couldn't be easier. With a wide range of optional accessories - you can add everything from solar power to traffic lights! The full range of our accessories is listed on our website.



### hand transmitters

2 channel or 4 channel a range of hand transmitters to suit you, we even have one that clips on to your sun visor!



### remote code keypads

Stylish and modern, the wireless numbered keypad allows access on the correct input of a pre-programmed 4-digit PIN number - the numbers even glow in the dark.



### LED lighting kit

Weather protected exterior lighting for installation under the garage lintel. Can be switched on/off independently of garage door drive function.



### emergency unlocking kits

When all else fails - allows manual access to the garage in the event of power failure.



### solar panels

When combined with our battery back up packs these solar panels can provide continuous automation for garages without mains electricity.



### key switches

An alternative to the numbered keypad, if you don't like the idea of having another PIN number to remember! Flush (pictured) or surface mounted options available.

# warranty



All doors are guaranteed against faulty parts and workmanship for a period of 10 years. The finish of the door panel is guaranteed as below:-

Sectional Steel panel	10 years
553S operators/Novoport	5 years
Accessories for remote controls	1 year

Please refer to our warranty information sheet for full details and terms.

Due to the progressive outlook of the Novoferm Group we reserve the right to alter specifications to design and manufacture without notification. All specifications and details are correct at the time of publication, errors and omissions excepted.

**Visual Appearance of Garage Doors** - A new garage door can be a significant investment that will transform the appearance of your home. This information is a guide to the quality you can expect.

**The Quality Check** - This quality check should be carried out in natural daylight, not direct sunlight. Stand at a distance of three metres from the door to view the overall appearance. The door is acceptable if, taking into account the facts below, none of the following are readily visible on the face of the door:

- Marks or distortion associated with the manufacturing process**
- Minor indentations, marks or scuffs on the surface**
- Paint or stain blemishes**

## Novoferm's network of partners

Novoferm works with a broad network of stockists around the world.

Our authorised Novoferm stockists are available to offer advice, sell, measure, and install your garage door, as well as disassembling and disposing of your old door in line with environmental protection rules - at affordable all-inclusive prices.

### Novoferm Insulated Roller Garage Door Systems:

The purchaser is granted a warranty covering the safe and reliable operation of the garage door for a period of 10 years from the date of purchase. This warranty is conditional on the regular inspection and maintenance of the product, in accordance with the installation manual supplied with the door. During the guarantee period the manufacturer undertakes to repair, without charge, any product which has suffered a proven failure of its safe and reliable operation, provided that the door has been inspected regularly (at least once a year) and maintained correctly, including replacement of wear items when required.

Novoferm Insulated Roller Garage Door systems are guaranteed against any form of manufacturing defects for a period of 2 years from the date of purchase. The finish of white powder coated doors is guaranteed for a period of 2 years.

In the case of textured woodgrain finished doors, the exterior finish is guaranteed to provide an effective weatherproof membrane which will resist perforation of the door from the weather-side due to corrosion for 10 years. Furthermore, colour change or fade to the exterior surface will be limited and uniform for the full 10 year period.

Some marking may occur at the top of the internal side of the door curtain, this is unavoidable and is due to prolonged contact with auto-lock system.

### Novoferm Garage Door Automation:

For garage door operators: Novoport® and Novomatic, we grant the following warranty, in case of supplying us with the original invoice:

5 years for mechanical parts of the operator motor and the control unit; 2 years for remote control parts and accessory parts.

A 2 year warranty is also granted for remote control parts and accessory parts. No warranty claims will be accepted for wear and tear parts and consumable parts (e.g. light bulbs, batteries, fuses).

Novoferm Insulated Roller Garage Door electric operators are guaranteed against any form of manufacturing defect for a period of 5 years for mechanical elements, motors and transformers. The motor control unit is guaranteed for 3 years. Remote control accessories and parts are guaranteed for a period of 2 years. No warranty claims will be accepted for wear and tear parts and consumable parts (e.g. light bulbs and batteries).







Your Novoferm Stockist



Novoferm UK Limited

Unit 5-9 Luton North Industrial Estate, Sedgwick Road, Luton, LU4 9DT

t: 01582 563 777 f: 01582 568 801 w: [www.novoferm.co.uk](http://www.novoferm.co.uk) e: [info@novoferm.co.uk](mailto:info@novoferm.co.uk)

In line with Novoferm's policy of continuous product improvement, we reserve the right to make changes without prior notification. Whilst every effort has been made to provide an accurate representation, colours shown in this brochure and supplied as physical samples are for illustrative purposes only and may vary from the product received. The contents of this brochure are ©2015 Novoferm UK Ltd.