



# *Cedar Door*

*Timber Garage Doors*

*Natural by Design*

*Brochure 2024*



# Cedar Door

## Manufacturer of Solid Timber Up & Over Garage Doors

available through a network of Specialist Garage Door Distributors and Installers or direct via our website.

of your home. The natural warmth and elegance of our doors is achieved by the skill of our craftsmen. All the doors are hand prepared and finished to the highest standard and are available fully finished to give a full weather protection.

### Product Ranges

#### Traditional Boarded

The beautiful range of tongue and grooved boarded doors enhance the appearance of any modern or period designed home. They are very tough and durable manufactured in the highest quality Western Red Cedar boards which are glue bonded into a solid cedar frame.

and tenoned, glued and wedged which is the strongest joint method in door construction. Doors are available in made to measure sizes from 6ft to 18ft wide by 5ft 6ins to 8ft high on smooth running fully retracting door gear, with an option of canopy gear on some doors up to 8ft wide.

#### Traditional Panelled

Our range of panelled doors enhance the appearance of any modern or period designed home. Again these are very tough and durable, manufactured in the highest quality exterior 9mm plywood panels which are glue bonded into solid a cedar frame.

and tenoned, glued and wedged which is the strongest joint method in door construction. Doors are available in made to measure sizes from 6ft to 18ft wide by 5ft 6ins to 8ft high on smooth running fully retracting door gear, with an option of canopy gear on some doors up to 8ft wide.

#### Traditional Solid Panelled

This range of Solid Panelled doors offer a higher quality option over plywood with a 20mm solid thick moulded Cedar panel giving a better texture and colour match to the stiles and rails of the frame. This again is traditionally constructed with solid cedar stiles and rails, all joints are morticed and tenoned, glued and wedged which is the strongest joint method in door construction. Doors are available in made to measure sizes from 6ft to 18ft wide by 5ft 6ins to 8ft high on smooth running fully retracting door gear, with an option of canopy gear on some doors up to 8ft wide.

#### Traditional Side Hinged

The range of Side Hinged doors are an alternative option to the Up & Over method of doors giving a more conventional opening style of garage door these are traditionally constructed with solid cedar stiles and rails, with panels of either plywood or solid cedar, all joints are morticed and tenoned, glued and wedged which is the strongest joint method in door construction. Doors are available in made to measure sizes from 6ft to 10ft wide by 5ft 6ins to 8ft high, with choice of hardware combinations to suit your style.

#### Sectional Overhead

Vertical lifting doors are a new concept in domestic garage door operation. Our range of sectional overhead doors offer all the same advantages of up & over doors and are constructed to the same high standard and specification as the traditional range of doors but with a different method of operation.

#### Sherwood Range

The Sherwood range of timber doors are manufactured using selected cedar or plywood with selected cedar facings from sustainable sources. They are mounted within a pre-finish aluminium boundary frame with steel bracings to reinforce the panel, making it very stable and durable. Doors are available in made to measure sizes from 6ft to 18ft wide by 5ft 6ins to 8ft high with an option of canopy gear on doors up 8ft wide.



Traditional Boarded



Traditional Panelled



Traditional Solid Panelled



Traditional Side Hinged



Sherwood



Sectional Overhead

**REAL CEDAR**



# CEDAR

**WESTERN RED**

## *Why Choose Cedar?*

### **Western Red Cedar**

From Northern British Columbia, Canada, to California, a rugged spine of mountains stretches for almost 1,500 miles parallel to the Pacific coast of North America. Along the slopes and in the valleys of these mountains, the humus-rich soil nourishes mixed softwood forest in vast abundance.

Cedars grow also in the drier interior forests of British Columbia, Washington, Idaho and Montana where they are in smaller stature with a tight knotted growth characteristic. Cedars rarely grow in pure stands but are generally found in association with other species. Western Red Cedar forests are predominantly managed forests, in which controlled harvests, natural regeneration and reforestation programs ensure a perpetual harvest.

### **A Wood of Warmth and Beauty**

Western Red Cedar is, above all, a wood of exceptional beauty. In its natural unfinished state it has a richly textured, tactile grain combined with a palette of warm, mellow tones ranging from light amber to deep honey brown. No manmade material can duplicate the depths of cedar's natural lustre. It also remains subtly aromatic, and the characteristic fragrance of cedar adds another dimension to its universal appeal. Whether used in wall panelling or ceilings, doors or windows, mouldings, railings, or posts or beams, the presence and prestige of cedar enhances structures of any type and design, contemporary or traditional, homes, offices, stores or public buildings.

### **The Gift of Durability**

Western Red Cedar contains natural oils that act as preservatives to help the wood resist insect attack and decay. Cedar is also a dimensionally stable wood that lies flat and stays straight. Properly finished and maintained, Western Red Cedar ages gracefully and endures for many years. Cedar is the preferred material for all outdoor applications that seek visual harmony with the landscape combined with the stability and durability: from siding and patio decking to fences, planters, shelters and garden furniture. Indoors, cedar's dimensional stability makes it perfectly suited to a variety of uses in the high moisture areas such as kitchen, bathrooms and saunas. Western Red Cedar should be preservative treated if intended for use in applications where it comes in contact with the ground.

### **Beautiful Benefits**


Beauty aside, the purely practical, pounds-and-pence value of cedar offers other benefits: the woods cellular structure creates interior air spaces that give it an insulation value higher than most woods and much higher than brick or concrete. Buildings which feature cedar panelling, ceiling or siding tend to stay cooler in the summer and warmer in the winter. Cedar also has excellent sound suppression and absorption qualities.

### **Accountability**

All our timber is only purchased from suppliers that have PEFC Chain of Custody Certification and supports forests forever campaign to promote the environment credentials of wood as a commercial product. Cedar Door regularly review the practices of our suppliers and the progress made against their own environment objectives and any relevant regulatory body. It is the responsibility of all companies and individuals who depend upon the wood products to ensure that the Earths forests remain a truly renewable resource.

### **Certified Products and Chain of Custody certification**

Cedar Doors have now qualified and acquired Chain of Custody Certification for PEFC - Track certification which basically means that all our products are manufactured from certified timber that could be tracked right back to the sustainable forest of origin, copies of our certificates are available on our website.



Houses



panelling



Decking



Garden Furniture



Doors



# Traditional Boarded



**HADDON**



**ASHFORD**



**WESSINGTON**



**BAKEWELL**



**BAKEWELL WITH  
WICKET DOOR**



# Traditional Boarded



**BARLOW**



**CROMFORD**



**TIDESWELL**



**BUXTON**



**WIRKSWORTH**



# Traditional Boarded



**MATLOCK**



**ASHBOURNE**



**EDALE**



**HATHERSAGE**



# Traditional Panelled



**HARDWICK**



**HOPE**



**GLOSSOP**



**WINGFIELD**



**CASTLETON**



**CHATSWORTH**



**DERBY**



# Traditional Solid Panelled



**MIDDLETON**



**CHESTERFIELD**



**DUFFIELD**



**BELPER**





# Nature by Design



## Retracting Door Gear

Inside view showing the retracting gear operation, the top rollers run in a 'C' shape profile to prevent rollers from jumping out, the 'C' shaped tracks run horizontally into the garage and are suspended from the ceiling, steel top weather strips for strength and security, heavy duty lifting arm brackets which support the strong boxed profile lifting arms. Attached to the arms is a multi-spring arrangement with finger safe springs which are adjustable to counter balance the weight of the door to make a smooth and easy operation, below the lifting arm brackets is the rubber lower weather strips to minimize draughts.



High lift spring system to maximise drive through

## Handles



Standard 'T' handle

## Locking System

Locking system on retracting doors includes two steel spring loaded slam latches located at the bottom corners of the door with cables attached to the internal swivel handle, because of the nature of the top steel weather strips interlocking behind the lifting arm brackets the door when closed is fixed in four points. On canopy doors, the cables are attached to an internal swivel handle which, when operated, releases three steel latches with additional roller keeps so when the door is closed, it is fixed in five points.



Mortice and tenon joint



## Door Construction

Using traditional jointing and door construction methods, together with modern assembly and gluing techniques we are able to build a door panel which is very strong and durable with very little maintenance.



Dip-coat process

## Protection and Finishing

All timber door panels are fully dipped in a tank of Remmers light oak dip-coat stain, which gives a mild seal coating and could last up to 6 weeks after installation. We recommend that the door is top coated immediately after installation with a Remmers top coat system to the stain manufacturer's instructions.



## Remmers Fully Finishing (Optional)

To complement your new door we would advise that you go for the option to have your door fully factory furnished with our Remmers finishing system, with a choice of 9 standard colours, it gives a hard satin, long lasting finish that could last up to 7-10 years before recoating.





# Traditional Side Hinged Doors



**BAKEWELL**



**BUXTON**



**CHATSWORTH**



**WESSINGTON**



**EDALE**



**BELPER**



**DUFFIELD**

## Traditional Side Hinged

The range of Side Hinged doors are an alternative option to the Up and Over method of doors giving a more conventional opening style of garage doors and are traditionally constructed with solid cedar stiles and rails, with panels of either plywood or solid cedar, all joints are morticed and tenoned, glued and wedged which is the strongest joint method in door construction. Doors are available in made to measure sizes from 6ft to 10ft wide by 5ft 6ins to 8ft high with a choice of hardware combinations to suit your style.



# Traditional Side Hinged Doors



BAKEWELL in white



MIDDLETON with **Traditional** hardware



Yale Locking



MIDDLETON with **Modern** hardware



MIDDLETON with **Antique** hardware

## Hardware Packs



**Traditional Pack**

2 no pair of galvanized 24" heavy duty hooks and bands  
 1 no pair of garage door stays  
 1 no top bow handle bolt, 1 no foot bolt  
 1 no Yale lock with finger pull  
 all complete with fixing screws and bolts



**Modern Pack**

3 no pair of stainless steel 4" butt hinges  
 1 no pair of garage door stays  
 1 no top bow handle bolt, 1 no foot bolt  
 1 no Yale lock with finger pull  
 all complete with fixing screws and bolts



**Antique Pack**

2 no pair of 18" black antique tee hinges  
 1 no pair of garage door stays  
 1 no top bow handle bolt, 1 no foot bolt  
 1 no Yale lock with finger pull  
 all complete with fixing screws and bolts



# Sherwood Range



**SOUTHWELL**



**WORKSOP**



**CALVERTON**



**TUXFORD**



**OLLERTON**



**RETFORD**



**RADCLIFFE**



**KEYWORTH**



**BEESTON**



# Sherwood Range



**NEWSTEAD**



**LOWDHAM**



**MANSFIELD**



**BINGHAM**



**NOTTINGHAM**



**EDWINSTOWE**



**NEWARK**



# Sherwood Range



Inside view of a Sherwood door showing the outer aluminium boundary frame together with the galvanised steel lateral bracings and steel corner joints



Strong steel lateral bracing with steel corner joints



**REAL CEDAR**



Security Euro Locking (optional)



Panel detail of plywood panelled doors with cedar facings showing stopped chamfer profile



Standard "T" handle



High lift spring system on doors up to 8'0 x 7'0 maximising drive through clearance for most cars



Glazing details of a Sherwood Southwell showing glazing bar details, the windows in this door are a solid window sash inserted into the door panel as shown



Various special designs can be achieved using the Sherwood frame method of construction, almost any purpose made design, style and size.



# Sectional Timber Doors



Our range of overhead sectional doors are manufactured from the finest grade of Kiln dried Western Red Cedar, selected and crafted using traditional door construction methods and joints, i.e. mortice and tenon glued and wedged on all structural timbers to give strength and a long lasting service proven over many years of door manufacturing. All top, middle and bottom rails are solid Cedar finished to a thickness with a nominal width sizes to suit the size of door, on doors over 8'0 x 7'0 may have lateral and vertical timber or steel bracing. The panels have anti-finger trap protection. The sectional door hardware system is a universal complete new track system and provides the unique opportunity of realising two different built-in operations, 'springs in front' and 'springs at the rear' with one track system. With springs mounted at the rear only, 70mm headroom and side room is required ideally for use in renovation projects where available space is limited. With springs mounted at the front, 200mm headroom is required ideally for use in situations where the available installation space is adequate and does not impose restrictions. This system also meets the requirements of various customers who wish to fit the spring package at the front near to the lintel. The door concept and hardware components are in full compliance with the latest CE and CPD (Construction Product Directive)



Inside view of sectional door with front mounted spring



**REAL CEDAR**





# Sectional Timber Doors



**DERWENT**



**WARWICK**



**BARLOW**



**TRENT**



**WIRKSWORTH**



**YORK**



**YORK WITH WINDOWS**



# Sectional Timber Doors



**Hassop**



**Bamford**



**Bradwell**



**Eyam**



**Eyam with windows**

## Glazing Options

Stipple opaque glazing cannot be seen through but all the options below can be toughened glass in the Traditional range made with clear glazing. It is 4mm and Acrylic PVC in the Sherwood range.



STIPPLED DIAMOND LEADING



STIPPLED SQUARE LEADING



STIPPLED

## Colour Options

The colours below are for the Factory fully finishing option which will give the door a hard satin long lasting finish that could last up to 7-10 years before recoating (depending on position and location of door)



**Light Oak**



**Medium Oak**



**Golden Oak**



**Dark Oak**



**Mahogany**



**Rosewood**



**Teak**



**Ebony**



**Walnut**



Due to Cedar natural shading and colouring such colours will vary. Photographic and printing processes make it impossible to guarantee colours from this brochure, and are intended as a guide only we would therefore advise you to ask for actual colour samples.



# DOOR SPECIFICATION AND WARRANTY

## TRADITIONAL

All the traditional Up and Over, Side hinged and Sectional range of doors are manufactured from the finest grade of Kiln Dried Western Red Cedar selected and crafted using traditional door construction methods and joints, i.e. mortice and tenon, glued and wedged on all structural timbers to give strength and a long lasting service, proven over many years of door manufacturing. All top, middle and bottom rails are solid Cedar, finished to a thickness with nominal width sizes to suit the size of door, on doors over 8'0 x 7'0 may have lateral and vertical timber or steel bracings (with the exception of side hinged doors) to give strength and stability to the door also to minimise bowing and deflection to the door when in an over-head position.

## SHERWOOD

Sherwood range of timber doors are manufactured using selected kiln dried 16mm Cedar facings glue bonded on to 6mm exterior plywood backing sheets of nominal widths to suit door size and style. They are then mounted into a pre-finished Aluminium boundary frame with steel lateral bracings to reinforce the strength of the panel.

## GLAZING

Glazing in Traditional doors is of 4mm safety glass in plain, stippled pattern with either plain, diamond or square leaded design. In Sherwood doors it is of Acrylic pvc sheet in either plain or stippled.

## IMA GES

All door images in this brochure are of 7'0 x 7'0 (2134 x 2134) single size doors, on larger doors some rail sizes and panel configurations may change.

## PRODUCT CARE AND FINISHING INSTRUCTIONS

**Timber** is an organic substrate material with natural characteristics than can acclimitise itself, no matter the "species" to different environmental conditions prevailing in its localised "fixing or place". Therefore the company "**CEDAR DOOR**" accepts no liability or responsibility for variations occurring in our "Timber" products supplied, in any of the following descriptions i.e. "colour variations, movement either lateral or longitudinal, splitting, shakes, water damage ingress or exit, resin exudations or chemical spillages.

- Conversely **Timber** substrates can naturally expand and contract according to environmental conditions.
- Moisture content and humidity may open and close joints and some minor curvature may occur.
- Any curvatures that occur however, will not affect the long term performance or life of this natural material.

Please note: **Cedar** is organically grown with natural colour and grain variations, this is a feature of **Cedar**. We make every effort to harmonise the effect by hand matching all components part used in manufacture.

### Protection (Basecoat)

All timber doors and components are supplied with a dip immersion coat of Remmers colour ref: 006 Light Oak; this operation is for temporary protection for transit and installation purposes only.

Fully finishing of garage doors is available at an extra cost. If our product becomes exposed to excessive water splashes or rain it may result in water marks or stains which could affect the final coatings of the door. We recommend that the product receives a full specification of finishing coats immediately after installation to all surfaces with a Remmers Finishing coat system, all to the coatings manufacturer's instructions.

### Full Factory Finishing Option

The full factory option is supplied in various coloured woodstains and will provide a 5 year erosion period. If the door becomes affected by rain soon after installation you may notice a light coloured staining on the finish of the door but will disappear when dry this is caused by the curing process of the Remmers system which will disperse and disappear once fully cured which can usually take anything up to six months depending on many parameters. Humidity and weather conditions has no adverse effect to the quality and finish of the door.

- Consideration should be taken into the selection of the final colour of the door in certain compass locations i.e. the selection of dark colours for doors (south facing or in constant direct sunlight) could result in a excessive heat uptake into the substrate causing excessive extracting of moisture content (drying and effect) resulting in abnormal distortion of the door.


### Storage

- All doors are delivered with a polythene shrink-wrap protection which should be left on just prior to site coatings applications.
- Do not puncture the polythene shrink-wrap before installation.
- Prior to installation doors must not be stored in direct sunlight.
- Do not expose the doors to water contamination of any description/or staining may result.
- This does not apply to fully finished doors.
- Door must always be stored in an upright position and protected from site and weather contaminations before fixing.

### Quality Check

Timber is a natural material, defects i.e. small knots, close wide or short grain, surface shakes or splits or grain lift, although we endeavour to eliminate most of these phenomena in production, some may still appear after installation. The company (**CEDAR DOOR**) cannot be held responsible for any defect (Naturally Occurring) after installation.

- A visual quality control check of every door supplied by (**CEDAR DOOR**) is carried out before supply.
- The (CUSTOMER) should carry out in natural daylight (THEIR OWN VISUAL INSPECTION) prior to installation.
- Stand at a distance of 3 metres (10 feet) to view the overall appearance. The door is acceptable if, taking into account the facts below, none of the following is readily visible on the face of the doors from this distance.
- Marks or distortion associated with the manufacturing process.
- Vertical and lateral deflection may occur up to 1" (25mm) on door up to 8ft wide/height and 21 /3" (60mm) on doors up to 16ft wide.
- Minor indentations, marks or scuffs on the surface.
- Minor paint or stain blemishes.
- Any defect/anomaly must be reported to (**CEDAR DOOR**) within 48 hours of goods received.





# Door Gear Specification

## CEDAR CD 100 RETRACTABLE DOOR GEAR

CD100 Gear has the advantage of maximum clearance on frame opening width at average door mirror height i.e. drive through width, and the lower weather strip is of soft rubber, therefore avoiding any damage up to frame opening width. With a multi spring unit at high level with finger safe springs, with a choice of two types of locking handles, available on most doors up to 2438 (8ft) wide or 45kg (100lb).

## CD 150/200/250

These gears are based on the traditional retractable gearing available on garage doors. Our latest design has a number of benefits: all parts are rust protected with either galvanised or zinc plating for lasting looks, all bearings surfaces are made of nylon for very low maintenance, long lasting reliability and smooth running, even our springs are galvanised. All doors fitted with the above operating gears come supplied with the top roller brackets and weather strips are pre-fitted to the door for ease of installation.

## CEDAR CANOPY OPERATING GEAR

Doors specified with canopy operating gear come complete with the gear pre-fitted to the door for quick and easy installation.

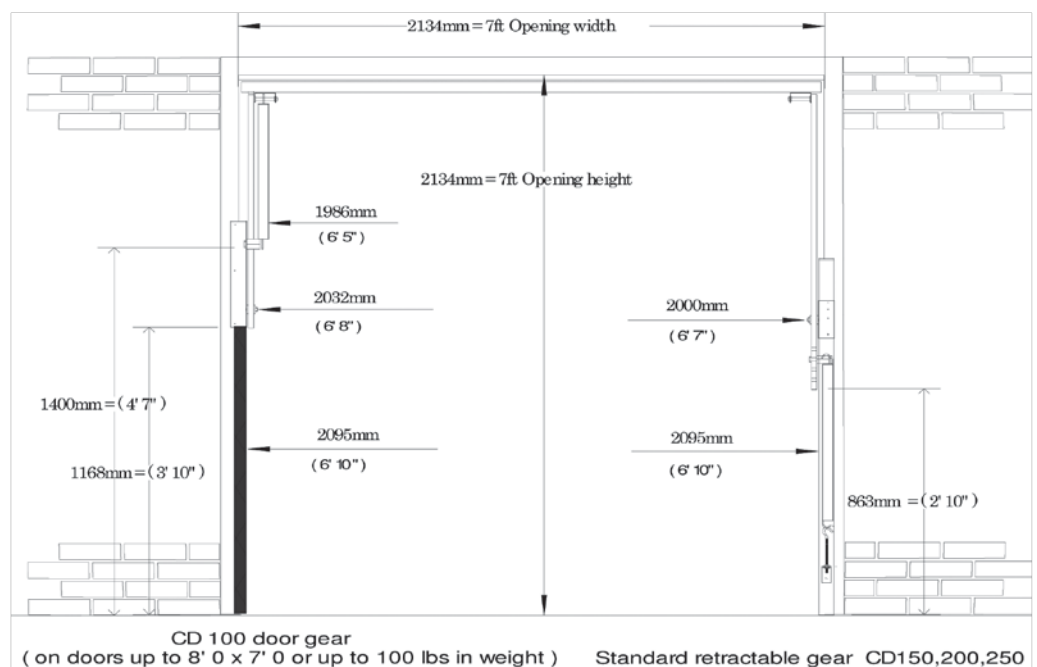
The latest canopy gear is very robust and has a number of benefits, a well balanced overhead torsion spring with 3mm cone and cables including an anti-drop system to prevent door dropping in the event of a cable or spring break, a strong 'U' steel section joins the door arm to the roller and spindle giving the whole door a rigid feel. Our rollers are of a large diameter for smoother running and improved location. Security has been well thought out with 3 point locking and 2 roller security brackets meaning that a closed and locked door has 5 effective fixed positions.

## CE and CPD Compliance

All our timber doors and hardware meet to latest CE and CPD demands.

## Comparison Chart, showing clear opening widths CD100 & CD150-250

Note: The chart below is based on a 7'0 x 7'0 (2134 x 2134) door, the thickness of the door will also reduce the opening height i.e. door up to 8ft (2438) wide = 80mm, 10ft (3040) 120mm 16ft (4870) 155mm on all solid timber doors, 85mm on all Sherwood doors.







Wimsey Way, Alfreton Trading Estate, Somercotes, Derbyshire DE55  
4LS Telephone: 01773 529269 Fax: 01773 529268

email: [sales@cedardoor.co.uk](mailto:sales@cedardoor.co.uk) website: [www.cedardoor.co.uk](http://www.cedardoor.co.uk)