

SIDE HINGED GARAGE DOOR

RANGE GUIDE



WESSEX
DOORS





SIDE HINGED GRP GARAGE DOORS


Wessex Doors is Europe's largest manufacturer of low maintenance GRP (Glass Reinforced Polyester) garage doors and a leading innovator in the field of garage door design.

Side hinged is the traditional style of operation and is as popular as ever. The Wessex range gives an extended spectrum of choice whether you are replacing an existing door or looking to add the convenience of side hinged opening to your garage.

All styles are available made to measure and this service comes at no extra charge. Whatever the project and whatever the budget, Wessex has the right door for you!

GRP is an incredibly strong, dent resistant modern composite laminate with a better strength to weight ratio than steel. The door face is devoid of joints, seams, rivets or fastenings to detract from its good looks. All doors are supplied fully finished, won't warp, shrink or rust and are virtually maintenance free.

The side hinged range represents uniquely flexible value for money. For details of additional ranges available from Wessex Doors please see our main Range Guide or visit www.wessexgrpproducts.co.uk.



Impact tested for strength



Beside the seaside? No more rust!

MORE LIKE WOOD THAN WOOD!

Wessex uses the finest softwood timber masters to create moulds with enhanced grain and detailing that no exterior grade timber can match. The hand applied antiqueing completes the transformation into a door that looks just like wood but with the added benefit of minimal maintenance!

The Wessex Gloss White Range combines crisp, clean panel definition with traditional and exclusive styling designed to complement any home.



wessex
DOORS

GRP - A UNIQUE MATERIAL

Not only is G.R.P. tough, it is also excellent at resisting the ravages of the weather, even in coastal locations.

The corrosive effects of salt laden air can be easily seen in rusting gates, door hinges and garage doors. G.R.P. eliminates corrosion and the benefits inland are just as convincing – minimal maintenance!

G.R.P. is the material of choice for the sailing industry – look how many GRP yachts are out there!

Make G.R.P. your choice for a new garage door...




M-M ⊠ CHELTENHAM GLOSS WHITE




M-M ⊠ EDWARDIAN GLOSS WHITE




M-M ⊠ 7+ EMSWORTH GLOSS WHITE



M-M ⊠ 7+ GRAFTON GLOSS WHITE




M-M NEWBURY GLOSS WHITE




M-M ⊠ 7+ BOSTON (CLOSEGRAIN)




M-M FRENSHAM (WIDEGRAIN)



M-M 7+ HAXBY (WIDEGRAIN)




M-M ⊠ LOXWOOD (CLOSEGRAIN)




M-M ⊠ MAJESTIC (CLOSEGRAIN)

WINDOWS



Windows are available on doors marked ⊠ in mock black, stippled and clear with the option of border, diamond or square leading.



M-M  7+
RUSHMOOR (CLOSEGRAIN)




M-M 
SHERWOOD (WIDEGRAIN)





M-M
WARWICK (CLOSEGRAIN)



M-M  7+
YORK 1/3 - 2/3 (CLOSEGRAIN)



M-M  7+
YORK 1/2 - 1/2 (CLOSEGRAIN)



FINISHED TO PERFECTION



The high gloss white styles are shown on the left hand page and woodgrain designs on the left and above. Hand finished by craftsmen, woodgrain doors are "antiqued" to reproduce the natural subtlety of timber. Please advise if doors are to be fitted side by side to allow doors to be finished as a pair. Each door is unique, however pairs will be matched as closely as possible for density of colour and tone.



Premier Eurocylinder

STRENGTH & SECURITY

All Doors are available in Classic or Premier build qualities. Both provide excellent strength and dependable security.

CLASSIC

- Choice of 50mm (standard) or 65mm (optional) Frame
- 3/4 steel hinges per side (dependent on size)
- Silver effect nightlatch and silver effect lock body with single point latching
- Bonded steel chassis for strength
- Pair of white polyester painted stays
- Two shoot bolts (inactive leaf)
- Draft strip to all 3 sides
- Bottom weather strip
- Outward opening, right hand leading leaf viewed from outside (left hand leading leaf or inward opening optional extra)



The neat inner face and steel bracings



Silver effect night latch and lock body secure the active leaf



Steel hinges



Top & bottom shoot bolts secure the inactive leaf



White stays hold the door in the open position preventing slam closure in windy conditions

PREMIER

The Premier specification features increased security with upgraded multi-point locking and a "flowcoat" finish to the rear of the door that increases door panel rigidity.

- Choice of 50mm (standard) or 65mm (optional) Frame
- 3/4 brass effect dog bolt hinges per side (dependent on size)
- Brass Eurocylinder nightlatch with double throw deadbolt and multi-point latching
- The rear of the door is reinforced with a steel chassis that is covered with a "flowcoat" of resin for increased rigidity and a neat, light reflecting finish
- Pair of white painted stays
- Two shoot bolts (inactive leaf)
- Draft strip to 3 sides
- Bottom weather strip
- Outward opening, right hand leading leaf viewed from outside (left hand leading leaf optional extra)



The "flowcoat" provides a smoother finish as shown on the bottom corner detail illustrated left



White stays hold the door in the open position preventing slam closure in windy conditions



Brass Eurocylinder night latch, twin lock rods and a double throw deadbolt secure the active leaf




Brass effect dog bolt anti-lever hinges




Top & bottom shoot bolts secure the inactive leaf

PRE-FITTED FRAMES


All doors are pre-fitted with a steel frame that provides simple installation and a stable platform for door operation. Door frame uprights are available in a choice of 50mm (Standard) or 65mm (optional). Frames have an exterior powder coating available in white, brown and black or a laminate coating in rosewood or golden oak. Please specify the colour required when ordering.




White




Black



Brown



Golden Oak*



Rosewood*

*Woodgrain Golden Oak and Rosewood are polymer laminates and provide a reasonable match to Honey Beech and Dark Mahogany respectively. Please request a sample for confirmation.



Frames are supplied with four fixing brackets per side that ensures the frame is solidly fixed, eliminating door leaf sag over time. Draft seals are pre-fitted to all three sides and a bottom weatherstrip provides protection against debris blowing under the door.

GENERAL INFORMATION

- **HANDLE POSITIONS** These will vary dependent on style and between doors of different heights of the same style.
- **DOOR OPENING**
Doors are supplied to open outward with the lock on the right when viewed from the outside. Left hand and inward opening is available as an option.
- **GLAZED G.R.P. DOORS** All window design doors are fitted with standard black opaque mock windows, which cannot be seen through. Clear and stippled translucent windows are available as options on all these doors.
- **END STILES** Width of end stiles will vary between doors of the same style of different widths - see our website for further details and calculations.
- **PHOTOGRAPHY** All door images in this publication are of 7'0" x 7'0" (2134mm x 2134mm) sized single doors.
- **COLOURS** Colours shown in this publication are for guidance only. For accurate colours please request to see a current sample.
- **TRANSLUCENCY** Translucency of the door panel may vary when viewed from the inside on a bright day due to variations in laminate thickness. This does not represent a manufacturing defect and overall performance is not affected.

Presented by:

GUARANTEE

- (a) Wessex garage doors are guaranteed against any form of manufacturing defect for a period of **2 years** from the date of original purchase.*
- (b) Wessex electric operators are guaranteed against any form of manufacturing defect for a period of **2 years** for mechanical elements, motors and transformers and for a period of **2 years** for other electronic and radio equipment.*
- (c) The Exterior finish is guaranteed to provide an effective weatherproof membrane that will resist perforation of the substrate from the weather side due to corrosion for a period of **2 years**.*
- (d) Colour change or fade to the exterior surface will be limited and uniform for a period of **2 years**.*

*Terms & conditions apply - see price list or www.wessexgrpproducts.co.uk for full details.



WESSEX
DOORS

November 2011 Issue 1

Wessex GRP Products Limited, Scot Lane, Blackrod, Bolton BL6 5SG Telephone: 01942 832355 Fax: 01942 833100 Email: info@wessexgrpproducts.co.uk
www.wessexgrpproducts.co.uk also see... www.grpsectionalgaragedoors.co.uk