

HOW TO ORDER



By fax **01524 772 411 (orders only)**



Online **www.sws.co.uk**



By post **SWS UK Hornby Road
Claughton Lancaster LA2 9LA**

Please photocopy the order forms provided within this price list, additional copies are available on request

SPECIAL REQUIREMENT

If you cannot find the product that you require in our price list please call our trade sales department and we will endeavour to help you.

TRADE SALES DEPARTMENT

If you wish to make a technical enquiry, require a trade quotation, or lead-time, our trade sales department is here to help. They are available on the numbers listed below:

South East England

Sales Office Account Manager 01524 772422

South West England, South Wales, Midlands,

Sales Office Account Manager 01524 772401

Central England

Sales Office Account Manager 01524 772404

North England, Scotland, North Wales, Ireland

Sales Office Account Manager 01524 772424

To help improve our levels of customer service and to assist with training calls may be recorded.

AFTER SALES DEPARTMENT

Our dedicated After Sales department provides a quick and efficient service when dealing with detailed technical problems, missing or damaged items, items which need returning to SWS UK, on site telephone support and warranty issues. Should you have the need to contact us regarding any of the above reasons, please use one of the direct dial numbers listed below:

After Sales **01524 772406**
01524 772423
01524 772414

Out of hours **07779 314226**

OTHER USEFUL CONTACTS AND NUMBERS

Marketing Department **01524 772413**
Installations Department **01524 772409**
Accounts Department **01524 772418**
Accounts Department Fax **01524 772412**
General Fax **01524 772411**

OFFICE HOURS

Over the years we have tried to align our opening hours with the preferences of our customers. Starting early is intended to enable customers to resolve any issues before starting their day's work.

Monday to Thursday **8.15am to 5.00pm**
Friday **8.15am to 3.45pm**

Out of hours site technical queries **07779 314226**

TERMS OF BUSINESS

Payment Terms

Initially, new customers are required to purchase goods on a pro-forma basis. If you wish to apply for a credit account, please complete a credit account application form (available on request). Your application will be processed by our accounts department, however submitting a form does not automatically guarantee an account will be opened.

SWS UK reserves the right to withdraw trade credit accounts where:

- Turnover falls below £1,000 per annum. In this event, goods will continue to be supplied on a pro-forma basis.
- An account payment is received more than 10 working days late.

All orders should be placed using SWS UK's official order form (see pages 52-56). This minimises the likelihood of any misunderstandings and accelerates order processing.

Once processed all orders will be faxed back to you for final checking. Enquiries should be made to your sales office account manager. If you do not receive an order confirmation within 48 hours or sooner in the case of urgent orders, please contact the Trade Sales Office immediately.

In the event that a trade customer fails to confirm that their order has been interpreted correctly, manufacturing will still go ahead. However, SWS UK accepts no responsibility for manufacturing errors which are apparent from the order confirmation.

Deliveries

Claims for damages will only be processed if reported within 2 days of delivery. Please check the contents of your order on the day received. It may therefore be necessary for you to open packages prior to their despatch to site.

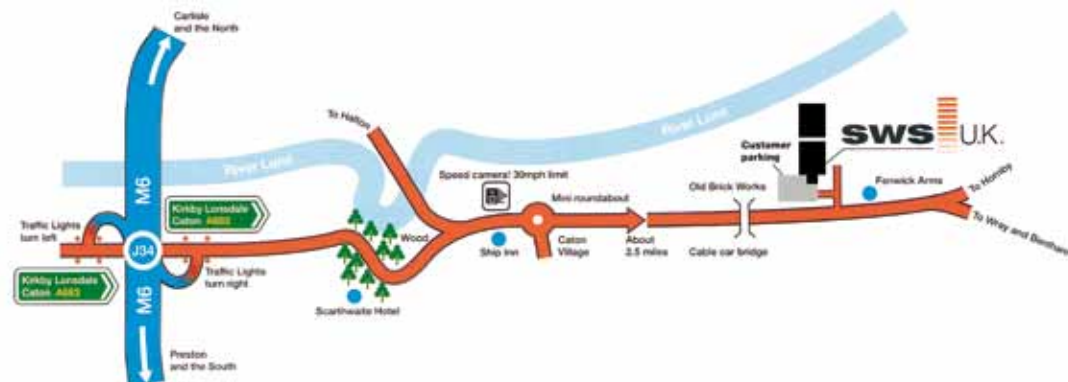
Queries relating to invoices must be notified to the Credit Controller within 7 days of receipt of invoice. This will ensure that we have the time to investigate and resolve your enquiry without it delaying any payments due to ourselves.

SWS UK

PROPERTY PROTECTION SYSTEMS

SWS UK Hornby Road Claughton Lancaster LA2 9LA

TEL: **(01524) 77 24 00** EMAIL: info@swsuk.co.uk
FAX: **(01524) 77 24 11** WEB: www.sws.co.uk





The UK's leading manufacturer of physical security products

RETAIL PRICE LIST

1st June 2011



VISIT OUR NEW
SHOWROOM
CALL 01524 772413 FOR
DETAILS



Domestic



Health



Education



Community



Retail



Commercial

SECEUROSCREEN
SECEUROVISION



SECEUROSHIELD
SECEUROGUARD



SECEUROBAR



The SECEURO range of products have been developed to comply with the latest product directives and standards including BSEN 13241-1 applicable from the 1st May 2005.

Retail price list
Pounds Sterling excluding
VAT

CE MARKING

WHAT IS CE MARKING?

The letters "CE" are the abbreviation of French phrase "Conformité Européenne" which literally means "European Conformity."



1. CE Marking on a product is a manufacturer's and installer's declaration that the product complies with the essential requirements of the relevant European health, safety and environmental protection legislations. Product Directives contain the "essential requirements" and/or "performance levels" and "Harmonised Standards" to which the products must conform. Harmonised Standards are the technical specifications (European Standards or Harmonisation Documents) which are established by several European standards agencies (CEN, CENELEC, etc). CEN stands for European Committee for Standardisation. CENELEC stands for European Committee for Electrotechnical Standardisation.
2. CE Marking on a product indicates to governmental officials that the product may be legally placed on the market in their country.
3. CE Marking on a product ensures the free movement of the product within the EU single market.
4. CE Marking on a product permits the withdrawal of the non-conforming products by customs and enforcement/vigilance authorities.

† The newton is the SI unit of force. One newton is the force required to give a mass of 1 kilogram an acceleration of 1 metre per second per second.

WHAT IS THE MACHINERY DIRECTIVE?

The Machinery Directive (current)

"The Supply of Machinery (Safety) Regulations 1992, implements the European Machinery Directive and contains detailed requirements for manufacturing and installing safe new machinery."

- CE marking for electrically operated roller shutters was introduced with effect from 1st January 1995, under the Machinery directive.
- From the 1st January 1997 all electrically operated roller shutters had to be CE marked.
- The Machinery Directive is risk assessment led. There are no product specific requirements.

Manufacturers (SWS UK) obligations are to:

- Prepare a risk assessment for all electrically operated products.
- Maintain a technical file for each electrically operated product.
- Provide installers with a Declaration of Incorporation to the Machinery Directive for each standard electrically operated product.
- Issue comprehensive fitting instructions.
- Issue operating and maintenance instructions.

Installers obligations are to:

- Install each electrically operated product as per the manufacturer's fitting instructions.
- Allocate each product with a unique reference number.
- Attach a CE label to the product.
- Provide end-users with a Declaration of Conformity to the Machinery Directive and retain a 2nd file copy.
- Provide customers with operating and maintenance instructions.

WHAT IS CPD?

CPD – Construction Products Directive

- The CPD 89/106/EEC is one of the New Approach Directives. This means its aim is to allow the free movement of construction products across Europe.
- The CPD is a product specific set of standards so rather than a generic risk assessment based standard applying to all machinery, each product has its own set of specific standards.
- Out of the 21 New Approach Directives that call for CE marking, 5 apply to roller shutters.
- To comply with a New Approach Directive you must satisfy the "essential requirements" of the directive. Third party testing, standards and risk assessments are methods by which compliance is achieved.

SWS UK'S AND CUSTOMER'S OBLIGATIONS TO CPD

Manufacturers (SWS UK) obligations are to:

- Fulfill all requirements of the main product standard (BSEN 13241-1 Industrial, commercial and garage doors and gates – product standard part 1 – products without fire resistance or smoke control characteristics).
- Fulfill all requirements in supporting standards.
- Have safety functions and environmental characteristics tested by a UKAS accredited body.
- Have a fully documented, externally audited Factory Production Control system (FPC). SWS UK is registered to ISO 9001:2000.
- Provide installers with a Declaration of Conformity to the CPD.
- Issue comprehensive fitting, repairing and dismantling

instructions.

- Issue a log book which is to remain with the product.
- Attach a CE label under the CPD to the manufactured product.

Installers obligations are to:

Retain a copy of the Manufacturer's Declaration of Conformity to the CPD and the Manufacturer's Declaration of Incorporation to the Machinery Directive.

SPECIALS

All SWS products that are manufactured within the sizes and specifications listed in this price list are fully compliant to the essential requirements of the new product standard.

To manufacture a product outside of the specifications listed within this price list will require evaluation, possibly internal and external testing and a dedicated risk assessment. This process will have associated costs and time implications regardless of whether we are able to supply the product or not.

*DOOR OR WINDOW

BSEN 13241-1 and its supporting standards, under the CPD, only apply to products installed over doorways. Products over windows have different product standards but they must still be compliant under the machinery directive if electric operation.

A doorway is any opening designed to give safe access to persons or vehicles in industrial, commercial or residential premises.

It is SWS UK's decision to classify all server and cabinet applications as doorways.

To comply with the standard all doorway shutters require an anti-fall back device when the maximum out-of-balance static force exceeds 200 newtons* after a single suspension component failure. The doorway shutters affected by this will be indicated on the pricing tables which follow in this price list.

The anti-fall back device supplied will depend on the product type and operation. Spring loaded shutters requiring an anti-fall back device will be supplied with two springs to satisfy the standard. Please note this will now mean that there are some widths of shutters which can no longer be manufactured if the shutter is required for a doorway. When applicable this will be clearly indicated on the price tables. Electrically operated shutters requiring an anti-fall back device will be supplied with either an anti-drop brake or a spring. The price table will indicate which anti-fall back device will be installed.

OPPORTUNITIES & BENEFITS OF CE MARKING

By following some simple steps you will be minimising the risk of injury to installers and users of roller shutters while meeting your legal obligations.

Importantly, under the Health & Safety at Work Act 1974, landlords and owners of domestic, commercial and industrial premises are under a legal obligation to ensure that new and existing shutters are maintained to the appropriate standard. In the event of an accident, investigators will ask your customer's Health and Safety representative to provide them with evidence of a proper risk assessment, correct installation, maintenance schedule and availability of operating instructions.

"Doorway Shutters, garage doors and gates must comply

with the Machinery Directive and the Construction Product Directive. Using products from 'SWS UK' that are properly CE marked demonstrates compliance."

"You are breaking the law if you accept, an electrically operated shutter that has not been properly CE marked."

Key benefits of CE marking:

- Products should become safer leading to a reduction in accidents.
- If an installer is subject to legal action, CE marking under the Construction Products Directive provides a recognised legal framework to help offset installer liability.
- All employers have legal duties under: The Provision & Use of Work Equipment Regulations. Compliance under the CPD and MD not only ensures that products are safe but that they remain so through regular maintenance.
- With much greater emphasis on ensuring products are installed in an appropriate manner (i.e. are 'fit for purpose') fewer call-backs are anticipated.
- To comply with the CPD all our roller shutters and roller garage doors have undergone wind loading tests. This now provides us with accurate performance information for our range of products.
- Promotion of your compliance to this legislation will enhance your businesses credibility when approaching new and existing customers.
- To ensure our range of products comply with the new legislation there has been several product developments resulting in higher specification products and greater functionality. An example of this is the new SeceuroSmart remote control see page 63 for further details.

Key points to remember

- It is the installer's / distributor's responsibility to ensure that the product selected is fit for the buyer's purpose and that it is of satisfactory quality for its intended use.
- Is it a door / server or window?
- If a door is the size sufficient to require an anti fall-back device? (please refer to the appropriate pricing matrix)
- The application may restrict the choice of control equipment (see page 62 for further information).
- All products must be installed in accordance with our fitting instructions.
- A Declaration of Conformity to the MD must be issued once an electrically operated product has been installed. In addition a CE label should be attached to the product.
- The end-user should be familiarised with the safe operating procedures and issued with the operating and maintenance instructions/log book provided by SWS UK.

For further information see: *Supplying New Machinery*, a Health and Safety Executive publication.



Contents

In line with SWS UK's policy of continuous product improvement, we reserve the right to make changes without prior notification. All information is believed correct at the time of publication, errors and omissions excepted.

SHUTTERS		
SECEUROSCREEN 1500 BUILT-ON	PAGE 3-4	1500
SECEUROSHIELD/VISION 3800 BUILT-ON/BUILT-IN	PAGE 5-9	3800
SECEUROSHIELD 3801 BUILT-ON INSURANCE APPROVED	PAGE 10	3801
SECEUROSHIELD 6000 BUILT-ON	PAGE 11-12	6000
SECEUROSHIELD/VISION 7500 & 7501 BUILT-ON COMMERCIAL	PAGE 13-16	7500
SECEUROSHIELD 7700 BUILT-ON	PAGE 17-18	7700
SECEUROVISION 8000 BUILT-ON	PAGE 19-20	8000
SECEUROVISION 9000 BUILT-ON	PAGE 21-22	9000
ACCESSORIES FOR SHUTTERS (GENERAL, ELECTRIC & MOTORS)	PAGE 23-29	ACCESSORIES
NOTES PAGE	PAGE 30	NOTES
FREE FOR YOUR OWN NOTES		
RETRACTABLE SECURITY GATES		
SECEUROGUARD 1000 / SECEUROGUARD 1001 INSURANCE APPROVED	PAGE 31-34	GUARD
XPANDA RANGE		
SAFTIDOR / SAFTIWINDOW / TRACKLESS BARRIER / DOUBLE DIAMOND	PAGE 35-38	XPANDA
WINDOW BARS & GRILLES		
SECEUROBAR / FIXED BARS / MESH GRILLES	PAGE 39-42	BAR
COMPONENTS		
EXPLODED SHUTTER ILLUSTRATIONS	PAGE 43-44	
SLATS & BOTTOM SLATS	PAGE 45-46	
BOXES & GUIDES	PAGE 44-48	
AXLES, DUMMY ENDS, BELT & CRANK	PAGE 49-50	
SPRINGS & COMPONENT ORDER FORM	PAGE 51-52	COMPONENTS
ADDITIONAL INFORMATION		
SECEUROGUARD/BAR & SHUTTER ORDER FORMS	PAGE 53-54	
FIXED BAR & MESH GRILLE ORDER FORMS	PAGE 55-56	
GUIDE TO PURCHASING SHUTTERS	PAGE 57-58	
GUIDE TO PURCHASING RETRACTABLE GATES	PAGE 59-60	
GUIDE TO ELECTRICALLY OPERATED SHUTTERS	PAGE 61-66	
MARKETING SUPPORT	PAGE 67-68	
COLOUR CHARTS	PAGE 69	
PACKING & DELIVERY	PAGE 70	

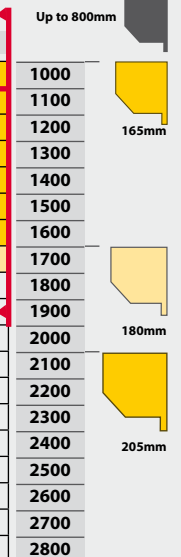
IMPORTANT: Please read the notes below before using this price list

- 1 It is the installer's / distributor's responsibility to ensure that the product selected is fit for the buyer's purpose and that it is of satisfactory quality for its intended use.
- 2 Always place orders in metric, using SWS order forms (or preferably on-line). Consider each section carefully before moving onto the next.
- 3 Please ensure you clearly indicate the quotation number on your order otherwise the price on the order confirmation will be chargeable. If a quotation does not match the order in every respect the quotation must be recalculated prior to an order being accepted.
- 4 Distributors must notify all changes to existing orders in writing. Failure to do this prior to the commencement of manufacturing will result in additional charges being made.
- 5 Product sizes are always 'overall'. In the case of shutters to the top of box and outside of guides. For retractable gates from underside of bottom track to top of top track and the outside of the fixing frame.
- 6 SWS do not make any deductions from the sizes ordered.
- 7 When specifying, pricing and ordering a product always refer to the width (across the top) first and then the height (down the side).
- 8 Be mindful that the bottom slat on shutters sits into the top of the guide rails by between 60mm and 93mm depending upon slat type. Further details are available from the appropriate product overview section of our new trade price list. Any products ordered 'clear opening' or 'underside of stops' will have the appropriate dimension added to the width and height.
- 9 Built-in shutters should only be ordered from actual frame measurements not plans or drawings.
- 10 Use the product codes illustrated in this trade price list when ordering components.
- 11 Always make sure that you receive an order confirmation, check it carefully and notify the office immediately with any amendments. Failure to do this will result in costly rework and time delays which may involve you incurring additional charges.
- 12 We require a responsible person to be present and assist with unloading orders on delivery.
- 13 Deliveries received must be checked before signing the delivery note. This is especially important with overnight carriers as it not possible for us to claim compensation for damages or missing items unless highlighted on the driver's delivery notes. If possible, take a photocopy of this documentation for future reference.
- 14 Ensure fitting instructions are followed carefully by installation engineers and if the product is electrically operated it must be CE marked under the machinery directive after commissioning the product. Once CE marked the installer has an obligation to issue completed documentation to the end user that confirms that the product(s) have been fitted in accordance with our instructions.
- 15 Mill finish shutters tend to be very stiff to operate and are therefore unsuitable for everyday use in this condition. Please note SeceuroVision profiles are not available in mill finish.
- 16 Tables which indicate axle size, box extension and motor size are intended as a guide only and will vary with exact size and specification of shutter.

SECEUROSCREEN™ 1500 Manual Belt Operation (vented slat)

Maximum shutter height including box for each box size ▶

Height including shutter box mm	Width including guide rails mm																												Swivel Belt	
	1000	1100	1200	1300	1400	1500	1600	1700	1800	1900	2000	2100	2200	2300	2400	2500	2600	2700	2800	2900	3000	3100	3200	3300	3400	Up to 800mm	137mm			
1000	225	238	245	258	271	282	296	312	323	340	353	367	381	393	405	426	442	459	470	496	506	563	578	584	593	1000	137mm			
1100	235	245	258	275	292	306	320	336	353	364	381	398	418	435	452	466	487	501	518	531	548	598	613	621	629	1100	137mm			
1200	242	258	271	292	306	323	336	348	367	388	409	426	438	456	480	498	515	529	541	557	569	621	637	647	653	1200	165mm			
1300	251	266	286	303	320	336	353	374	388	409	426	442	470	487	501	522	537	548	565	583	600	654	673	684	689	1300	165mm			
1400	262	282	299	320	336	357	374	393	414	426	446	470	491	506	522	537	557	576	597	609	626	678	696	710	714	1400	165mm			
1500	271	292	312	332	355	374	393	414	429	459	475	491	509	529	544	562	579	597	619	639	649	712	731	745	750	1500	165mm			
1600	303	327	348	367	388	414	438	459	483	501	522	544	565	583	604	623	643	661	678	694	715	736	756	772	845	1600	165mm			
1700	316	340	360	385	405	429	449	483	501	522	544	565	583	604	626	647	665	682	704	725	762	802	824	844	871	1700	165mm			
1800	327	353	374	402	426	446	475	498	518	537	557	579	604	626	645	665	687	708	748	771	790	825	848			1800	165mm			
1900	340	364	388	414	438	470	494	515	531	552	576	600	619	639	665	691	715	753	774	793	812	859				1900	180mm			
2000	348	377	405	429	456	483	506	527	552	570	597	619	643	665	687	729	753	774	795	816						2000	180mm			
2100	360	388	418	442	470	498	522	544	567	591	613	643	665	687	729	753	774	836	861							2100	180mm			
2200	374	402	429	463	487	509	537	562	588	609	637	661	684	729	750	771	829	856								2200	205mm			
2300	385	414	442	475	498	527	552	576	604	626	652	678	727	750	771	793	858									2300	205mm			
2400	409	438	470	498	526	552	579	606	630	658	684	734	762	784	804	850										2400	205mm			
2500	418	446	483	509	537	565	591	619	645	673	701	748	774	800	849											2500	205mm			
2600	456	466	494	522	552	583	609	639	665	691	745	769	791	838												2600	205mm			
2700	466	487	509	537	567	597	626	658	687	734	762	786	832													2700	205mm			
2800	480	491	526	550	581	609	643	675	710	750	776	819														2800	205mm			



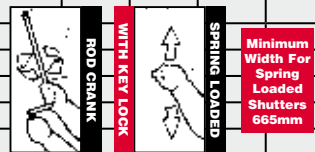
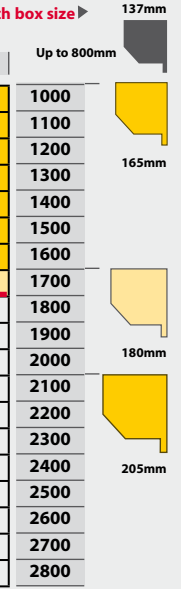
KEY
 (window) or (door)

Please use the order form provided on page 54

SECEUROSCREEN™ 1500 Rod Crank (vented slat) / Spring & Lock Operation (non-vented)

Maximum shutter height including box for each box size ▶

Height including shutter box mm	Width including guide rails mm																					Rod Crank		Spring Loaded			
	1000	1100	1200	1300	1400	1500	1600	1700	1800	1900	2000	2100	2200	2300	2400	2500	2600	2700	2800	2900	3000	3100	3200	3300	3400	Up to 800mm	137mm
1000	324	337	345	357	371	382	394	411	422	439	453	467	480	493	504	524	541	558	569	595	604	660	675	690	715	1000	137mm
1100	333	345	357	374	390	406	418	435	453	463	480	496	517	534	550	566	585	601	618	630	647	708	723	741	758	1100	137mm
1200	340	357	371	390	406	422	435	446	467	488	508	524	538	554	578	597	613	629	639	656	667	735	752	768	787	1200	165mm
1300	350	364	385	402	418	435	453	472	488	508	524	541	569	585	601	621	636	647	664	682	700	772	790	810	827	1300	165mm
1400	361	382	399	418	435	456	472	493	514	524	545	569	590	604	621	636	656	675	695	709	726	798	818	837	856	1400	165mm
1500	371	390	411	432	454	472	493	514	528	558	575	590	608	629	644	660	679	695	717	738	747	836	856	877	897	1500	165mm
1600	402	426	446	467	488	514	538	558	582	601	621	644	664	682	703	721	742	761	777	794	815	863	883	904	932	1600	165mm
1700	415	439	460	484	504	528	549	582	601	621	644	664	682	703	726	745	764	781	803	824	861	935	964	988		1700	165mm
1800	426	453	472	500	524	545	575	597	618	636	656	679	703	726	744	764	787	807	848	870	889	968	992			1800	180mm
1900	439	463	488	514	538	569	594	613	630	651	675	700	717	738	764	790	815	851	874	893	911					1900	180mm
2000	446	476	504	528	554	582	604	627	651	670	695	717	742	764	787	827	851	874	895	914	937					2000	180mm
2100	460	488	517	541	569	597	621	644	665	690	712	742	764	787	827	851	874	895	914							2100	180mm
2200	472	500	528	562	585	608	636	660	686	709	736	761	783	827	850	870	893	920								2200	205mm
2300	484	514	541	575	597	627	651	675	703	726	752	777	825	850	870	893	922									2300	205mm
2400	508	538	569	597	625	651	679	705	729	757	783	832	861	883	903	913										2400	205mm
2500	517	545	582	608	636	664	690	717	744	771	799	848	874	900	911											2500	205mm
2600	554	566	594	621	651	682	709	738	764	790	844	868	891	911												2600	205mm
2700	566	585	608	636	665	695	726	757	787	832	861	885	893													2700	205mm
2800	578	590	625	649	681	709	742	773	809	850	876	938														2800	205mm



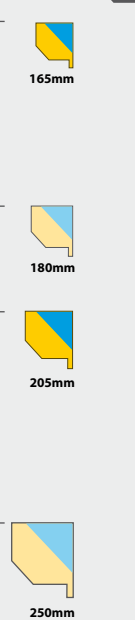
◀ Maximum size for rod crank operation

SECEUROSCREEN™ 1500 Electric Operation (vented slat)



Height including shutter box mm	Width including guide rails mm																											
	1000	1100	1200	1300	1400	1500	1600	1700	1800	1900	2000	2100	2200	2300	2400	2500	2600	2700	2800	2900	3000	3100	3200	3300	3400			
1000	435	448	457	470	485	496	510	528	540	556	571	586	600	614	627	648	666	683	695	722	733	794	807	820	834	1000		
1100	445	457	470	488	507	522	536	553	571	583	600	618	639	658	676	691	713	729	746	760	779	826	840	854	868	1100		
1200	454	470	485	507	522	540	553	565	586	608	630	648	661	680	705	726	742	759	769	788	799	848	863	878	893	1200		
1300	463	479	500	518	536	553	571	593	608	630	648	666	695	713	729	750	766	779	796	815	834	879	895	910	927	1300		
1400	475	496	514	536	553	575	593	614	636	648	670	695	716	733	750	766	788	807	828	843	861	901	918	934	950	1400		
1500	485	507	528	549	574	593	614	636	652	683	701	716	736	759	774	791	812	828	852	874	883	932	950	966	985	1500		
1600	518	544	565	586	608	636	661	683	710	729	750	774	796	815	837	856	878	898	917	933	938	954	972	989	1008	1600		
1700	531	556	578	605	627	652	674	710	729	750	774	796	815	837	861	882	902	920	943	964	976	1016	1035	1056	1076	1700		
1800	544	571	593	623	648	670	701	726	746	766	788	812	837	861	880	902	926	948	961	985	1004	1038	1058	1078	1099	1800		
1900	556	583	608	636	661	695	720	742	760	782	807	834	852	874	902	930	955	964	988	1009	1029	1069	1091	1113	1133	1900		
2000	565	597	627	652	680	710	733	757	782	802	828	852	878	902	926	939	964	988	1010	1032	1056	1091	1114	1136	1158	2000		
2100	578	608	639	666	695	726	750	774	797	824	847	878	902	926	939	964	988	1010	1032	1060	1084	1143	1167	1191	1213	2100		
2200	593	623	652	688	713	736	766	791	819	843	873	898	921	939	963	985	1009	1032	1060	1084	1107	1164	1189	1213	1237	2200		
2300	605	636	666	701	726	757	782	807	837	861	889	917	938	963	985	1009	1038	1060	1084	1111	1137	1197	1222			2300		
2400	630	661	695	726	754	782	812	840	865	895	921	946	976	999	1019	1047	1075	1102	1127	1154	1179	1219	1244			2400		
2500	639	670	710	736	766	796	824	852	880	910	939	961	988	1016	1044	1071	1097	1116	1141	1168	1194					2500		
2600	680	691	720	750	782	815	843	874	902	930	957	982	1007	1027	1054	1082	1108	1133	1160	1189	1214					2600		
2700	691	713	736	766	797	828	861	895	926	946	976	1001	1026	1049	1077	1105	1132	1160	1189							2700		
2800	705	716	754	781	813	843	878	911	949	963	991	1010	1038	1067	1094	1123	1151	1179	1207							2800		
3000	743	760	802	824	843	886	935	951	987	999	1026	1045	1075	1105	1136	1166	1194									3000		
3200	791	825	858	894	927	961	995	1030	1063	1098	1131	1166	1200	1234	1267											3200		
3400	810	845	881	917	953	988	1023	1060	1094	1130	1167	1201	1237													3400		
3600	820	856	894	931	966	1004	1041	1077	1115	1152	1190	1226	1262													3600		
3800	838	877	916	954	992	1031	1069	1108	1146	1184	1223															3800		
4000	857	897	936	978	1017	1057	1097	1138	1177	1217	1257															4000		

Maximum shutter height including box for each box size
 60mm axle 70mm axle
 Up to 800mm



KEY
 (window) or (door)
 (window) or (door with anti-drop brake)

Minimum Width For Shutters
 Non-Override 660mm
 Override 710mm

ANTI-DROP BRAKE
 When required (as shown above) a surcharge of £83 must be added to the appropriate shutter price.

MANUAL OVERRIDE
 To add the option of manual override a surcharge of £89 must be added to the appropriate shutter price – see page 27



OVERVIEW

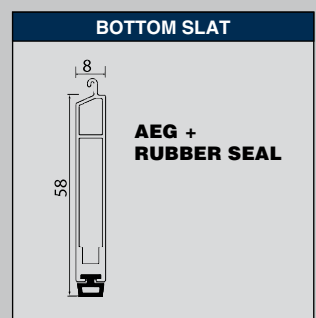
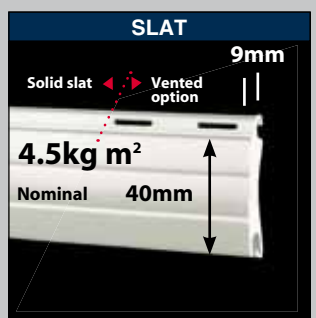
COMMON APPLICATIONS
 Internal, low security domestic sites, bars and serveries. Provides heat insulation in conjunction with a window, shading and light control. Not for shops, garage doors or commercial windows.

CONSTRUCTION
Curtain Slat
 SeceuroScreen 1500 uses a double skin foam filled aluminium slat, spring and lock operated shutters are supplied non-vented as standard, all other operations are supplied vented as standard but also available non-vented.

Bottom Slat
 Extruded aluminium with rubber bottom seal. Reinforcing handle option surcharge £8.72 per linear metre available on request.

Shutter Box
 Die cast aluminium end plates with two piece roll formed aluminium casing.

Guide Rails
 Extruded aluminium with box section for fixing/reinforcement and high density 5mm pile brush seals. H25 guide profile as standard, H17 and H30 are available on request and H40/S is available at extra cost – £51 per shutter (see page 48).



STOCK COLOURS FOR CURTAIN (SLATS)

white RAL 9010	brown RAL 8014	cream RAL 1015	medium oak woodgrain
-------------------	-------------------	-------------------	-------------------------

BOTTOM SLAT, BOX & GUIDES

white RAL 9010	brown RAL 8014
-------------------	-------------------

This product is also available Built-In.
 Please refer to the Built-On Rod Crank / Electric tables for prices. For box sizes see pages 7 and 8.

Accessories
 For applicable accessories and components see pages 23-29 & 43-51

Please note: Colour references on standard product are a guide only and will not match powder coated finish.

SWITCHES

Switches
 All electric shutters are supplied with an Inis Uno single pole switch as standard unless another control device is requested. All switches will be supplied with a surface mount box unless a flush mounted box is requested on your purchase order. Switches are supplied "hold to run" for safety.

SECEUROSHIELD™ 3800 Manual Belt Operation

Height including shutter box mm	Width including guide rails mm																													
	1000	1100	1200	1300	1400	1500	1600	1700	1800	1900	2000	2100	2200	2300	2400	2500	2600	2700	2800	2900	3000	3100	3200	3300	3400	3500	3600			
1000	302	317	325	343	357	371	385	407	419	441	456	475	490	528	538	546	565	586	599											
1100	310	325	340	361	381	401	415	437	456	471	490	512	535	556	576	595	621													
1200	321	340	357	381	401	419	437	449	475	498	524	544	561	582	610	633	653													
1300	332	349	375	395	415	437	456	486	498	524	546	569	599	607	634															
1400	345	371	389	415	437	460	482	508	530	554	569	599	625																	
1500	357	391	407	433	458	482	508	530	550	580	596	627																		
1600	395	424	449	475	498	530	561	586	607	614																				
1700	411	441	464	494	520	550	574	613	644																					
1800	424	456	482	516	548	569	606	639																						
1900	441	471	498	530	561	597	634																							
2000	449	486	520	550	582	626																								
2100	464	498	535	565	599	654																								
2200	482	516	550	591	621																									
2300	500	540	565	609																										
2400	524	561	599	628																										
2500	546	576	614																											
2600	582	595	629																											
2700	595	610																												
2800	610	627																												
2900																														
3000																														


Maximum shutter height including box for each box size ▶ Up to 800mm



KEY

(window) or (door)

Please use the order form provided on page 54



SECEUROSHIELD™ 3800 Rod Crank / Spring & Lock Operation

Height including shutter box mm	Width including guide rails mm																																
	1000	1100	1200	1300	1400	1500	1600	1700	1800	1900	2000	2100	2200	2300	2400	2500	2600	2700	2800	2900	3000	3100	3200	3300	3400	3500	3600	3700	3800	3900	4000		
1000	337	355	374	392	411	430	448	467	486	512	520	528	546	565	582	600	619	636	654	655	655	680	704	721	738	756	773	790	808	825	842		
1100	360	380	401	421	442	462	483	503	531	552	562	571	591	611	631	651	671	690	714	716	718	741	765	784	803	822	842	864	886	905	925		
1200	379	401	424	445	467	490	519	542	564	585	597	607	628	650	671	692	718	739	761	764	767	791	816	840	864	884	905	926	947	966	987		
1300	393	416	439	463	486	517	540	563	586	609	621	632	654	677	703	726	748	770	793	796	800	829	857	879	901	923	944	965	987	1009	1030		
1400	412	437	462	487	519	544	569	594	619	644	655	667	695	719	743	767	791	815	839	851	864	886	908	931	954	978	1001	1023	1046	1070	1093		
1500	431	458	484	518	544	571	597	624	650	677	690	707	733	758	784	809	835	867	893	902	912	935	959	983	1008	1033	1057	1086	1114				
1600	445	472	508	535	563	590	618	645	673	705	718	732	758	785	812	838	871	898	925	935	946	969	993	1019	1045	1074	1103	1129	1155				
1700	464	493	529	558	588	618	647	676	709	738	753	767	795	823	858	886	914	943	971	983	994	1019	1044	1075	1107	1133	1160						
1800	487	525	556	588	618	649	680	715	746	777	793	809	839	875	905	935	965	995	1025	1038	1051	1081	1111	1140	1169	1198	1226						
1900	513	546	578	611	644	676	713	746	779	812	828	844	882	914	946	977	1008	1040	1071	1089	1108	1135	1162	1192	1223								
2000	541	575	609	645	679	713	753	787	822	856	874	899	932	965	999	1032	1066	1099	1132	1152	1171	1200	1228	1260									
2100	554	590	626	661	696	737	773	809	845	880	906	924	958	992	1027	1061	1095	1138	1172	1193	1212	1238	1263										
2200	573	610	648	685	727	764	801	839	876	921	940	959	994	1031	1067	1102	1147	1182	1219	1239	1261												
2300	593	631	671	709	753	791	830	870	916	955	975	994	1032	1069	1107	1152	1190	1227	1265	1287													
2400	606	646	686	731	770	811	851	898	938	978	999	1019	1058	1096	1143	1181	1220	1258	1296														
2500	677	720	765	814	857	901	945	996	1040	1085	1107	1128	1171	1222	1263	1306	1348	1391															
2600	691	736	786	830	875	921	973	1018	1063	1108	1131	1153	1205	1248	1291	1335	1378																
2700	710	757	808	854	901	955	1002	1048	1095	1142	1166	1197	1241	1287	1332	1376																	
2800	730	782	830	878	927	982	1031	1078	1127	1175	1200	1232	1279	1326	1372																		
2900																																	
3000																																	

Maximum shutter height including box for each box size ▶ Up to 800mm



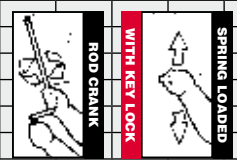
KEY

(window) or (door)

(window only, can not be a door)

Shutter curtains over 50kg will be supplied in multiple sections for assembly on site, ensuring that each section can be handled safely

SECOND SPRING
When required (as shown above) a surcharge of £35 must be added to the appropriate shutter price.



Minimum width for Spring Loaded shutters:
Less than or equal to 2400mm in height = 665mm.
Greater than 2400 in height = 875mm.

Maximum size for rod crank operation 60mm axle 70mm axle

SECEUROSHIELD™ 3800 Electric Operation Built-In



Maximum shutter height including box for each box size ▶

Height including shutter box mm	Width including guide rails mm																														1000	1100	1200	1300	1400	1500	1600	1700	1800	1900	2000	2100	2200	2300	2400	2500	2600	2700	2800	2900	3000	3100	3200	3300	3400	3500	3600	3700	3800	3900
	1000	1100	1200	1300	1400	1500	1600	1700	1800	1900	2000	2100	2200	2300	2400	2500	2600	2700	2800	2900	3000	3100	3200	3300	3400	3500	3600	3700	3800	3900																														
1000	558	574	582	599	614	627	643	663	677	698	713	732	747	786	794	802	822	843	856	873	891															1000																								
1100	567	582	597	619	637	657	672	693	713	728	747	768	792	814	832	852	877	895	917	930	944															1100																								
1200	578	597	614	637	657	677	693	706	732	756	782	800	818	839	867	891	909	923	935	954	972															1200																								
1300	589	606	631	653	672	693	713	743	756	782	802	826	856	877	895	913	931	944	967	990	1012															1300																								
1400	601	627	647	672	693	717	738	764	788	811	826	856	882	891	913	931	985	996	1008	1027	1044															1400																								
1500	614	649	663	689	715	738	764	788	807	843	863	884	911	944	963	985	1008	1032	1078	1087	1096															1500																								
1600	653	681	704	732	756	788	818	843	871	895	913	939	967	991	1016	1040	1068	1090	1113	1137	1160															1600																								
1700	667	698	721	752	776	807	830	871	895	913	939	967	991	1016	1044	1072	1094	1117	1145	1167	1187															1700																								
1800	681	713	738	772	804	826	863	891	905	931	961	985	1016	1044	1070	1098	1124	1151	1171	1197	1222															1800																								
1900	698	728	756	788	818	856	886	901	925	951	980	1012	1036	1064	1094	1128	1160	1197	1209	1237	1265															1900																								
2000	706	743	776	807	839	871	891	921	951	974	1008	1036	1068	1094	1124	1145	1173	1218	1250	1279	1308															2000																								
2100	721	756	792	822	856	882	913	939	969	1000	1030	1068	1094	1124	1145	1173	1203	1239	1290	1320	1350															2100																								
2200	738	772	807	848	877	895	931	963	995	1026	1060	1090	1119	1145	1171	1199	1229	1272	1329	1361	1393															2200																								
2300	758	796	822	863	882	921	951	980	1016	1044	1078	1113	1143	1175	1199	1227	1254	1304	1368	1401	1435															2300																								
2400	782	818	856	891	919	951	985	1018	1048	1085	1119	1151	1185	1213	1241	1274	1294	1327	1411	1444	1477															2400																								
2500	802	832	871	923	941	972	1008	1042	1072	1137	1175	1213	1252	1290	1329	1366	1410	1447	1499	1537	1576															2500																								
2600	839	852	886	944	963	985	1032	1066	1118	1157	1196	1235	1275	1314	1354	1397	1449	1488	1528	1567	1606															2600																								
2700	852	875	917	967	987	998	1056	1090	1145	1186	1227	1267	1308	1348	1394	1435	1488	1529	1569	1610	1650															2700																								
2800	867	882	935	987	1006	1018	1078	1113	1173	1215	1257	1300	1341	1388	1430	1485	1527	1569	1611	1654	1695															2800																								
3000	895	911	985	1030	1048	1085	1126	1160	1221	1265	1309	1383	1431	1459	1504	1549	1654	1700	1741	1786	1834															3000																								
3200	953	984	1014	1083	1094	1127	1173	1207	1267	1314	1393	1440	1472	1519	1626	1672	1723	1768	1815	1861	1874																3200																							
3400	995	1031	1064	1126	1185	1229	1281	1320	1386	1451	1503	1555	1608	1660	1699	1777	1830	1848	1899																		3400																							
3600	1001	1058	1115	1220	1277	1333	1390	1447	1508	1580	1637	1694	1751	1807	1865	1951	2009	2066																			3600																							
3800	1043	1103	1210	1271	1331	1390	1450	1514	1589	1648	1709	1769	1828	1888	1977	2038	2098																				3800																							
4000	1084	1146	1295	1318	1382	1444	1507	1579	1663	1714	1776	1838	1902	1964	2089	2119	2182																				4000																							
4200																																					4200																							
4400																																						4400																						

PLEASE NOTE: Motor right hand-side only (viewed from inside) when supplied with an anti-drop brake.

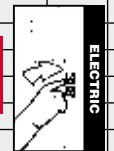
KEY

(window) or (door)
 (window) or (door with motor and spring)
 window only, can not be a door


ANTI-DROP BRAKE
 When required (as shown above) a surcharge of £83 must be added to the appropriate shutter price.

MANUAL OVERRIDE
 To add the option of manual override a surcharge of £89 must be added to the appropriate shutter price – see page 27

Minimum Width For Shutters
 Non-Override 720mm
 Override 770mm



Shutter curtains over 50kg will be supplied in multiple sections for assembly on site, ensuring that each section can be handled safely.



OVERVIEW

COMMON APPLICATIONS

High security domestic sites, medium security office/commercial use dependent upon aperture size and risk.

CONSTRUCTION

Curtain Slat

SeceuroShield 3800 uses a double skin extruded aluminium slat.

Bottom Slat

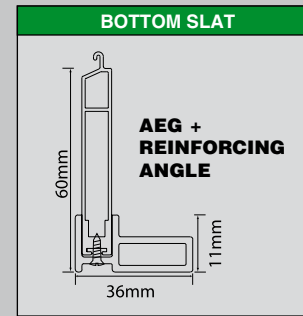
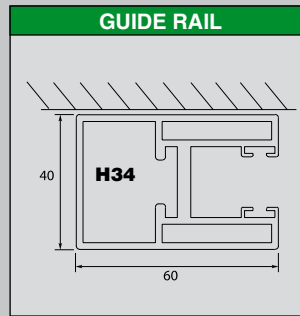

Extruded aluminium with reinforcing angle. Can be supplied with rubber in place of the reinforcing angle as a no cost option. See page 45.

Shutter Box

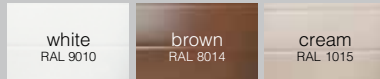
The outer casing is white honeycomb PVC for maximum insulation and to prevent condensation. The removable inspection lid across the vertical internal face has a clip fitting to withstand draughts and moisture.

Guide Rails

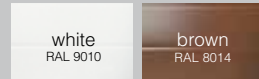
Extruded aluminium with box section for fixing/reinforcement and high density 5mm pile brush seals. H34 guide profile as standard. Must be rebated behind the outer brickwork for maximum security.



STOCK COLOURS FOR CURTAIN (SLATS)



BOTTOM SLAT & GUIDES



Accessories and options

For applicable accessories and components see pages 23-29 & 43-51.

NOTE: Built-in shutters are not available with belt operation

This product can be anodised call 01524 772400 for details

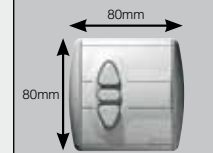


This product can be powder coated see page 69.


SWITCHES

Switches


All electric shutters are supplied with an Inis Uno single switch as standard unless another control device is requested. All switches will be supplied with a surface mount box unless a flush mounted box is requested on your purchase order. Switches are supplied "hold to run" for safety.



Inis Uno single control



Surface mount box



Flush mount box (optional)

SECEUROVISION™ 3800 Punched Or Perforated (No Glazing)

KEY

	(window) or (door)
	(window) or (door with anti-drop brake)

Maximum shutter height including box for each box size

Up to 800mm	137mm
60mm axle	70mm axle
1000	137mm
1100	137mm
1200	137mm
1300	165mm
1400	180mm
1500	180mm
1600	205mm
1700	205mm
1800	250mm
1900	250mm
2000	250mm
2100	250mm
2200	250mm
2300	250mm
2400	250mm
2500	250mm
2600	250mm
2700	250mm
2800	250mm
2900	250mm
3000	250mm
3100	250mm
3200	250mm

Shutter curtains over 50kg will be supplied in multiple sections for assembly on site, ensuring that each section can be handled safely

Height including shutter box mm	Width including guide rails mm				1000	1100	1200	1300	1400	1500	1600	1700	1800	1900	2000	2100	2200	2300	2400	2500	2600	2700	2800	2900	3000	3100	3200	
1000	35	38	43	47	50	53	57	60	63	69	72	75	78	82	85	88	93	97	100	103	107							
1100	39	43	48	51	56	59	62	66	71	75	78	83	86	90	94	99	102	107	110	113	118							
1200	46	50	54	58	62	66	72	76	81	85	89	94	99	103	108	112	116	121	126	131	135							
1300	49	53	58	63	69	73	78	83	87	93	98	102	107	112	116	121	127	132	136	140	146							
1400	54	60	64	71	76	82	87	91	98	103	109	113	119	125	131	136	140	146	152	158	163							
1500	58	63	70	75	82	87	93	99	104	110	115	121	128	134	139	145	151	157	162	168	173							
1600	63	71	76	83	89	95	102	108	114	121	127	134	139	146	153	159	165	171	177	185	190							
1700	66	74	81	87	94	101	108	114	121	128	135	142	148	156	162	169	174	182	188	195	201							
1800	73	81	87	95	102	110	116	124	132	138	146	153	161	168	174	183	189	197	204	212	219							
1900	77	84	91	100	108	114	122	131	138	146	153	161	169	176	184	192	199	208	214	222	230							
2000	81	88	97	104	112	120	129	137	145	153	161	169	176	185	193	200	209	218	225	234	242							
2100	84	93	101	110	118	126	135	143	152	160	169	176	185	194	201	211	219	226	236	244	253							
2200	89	99	108	116	126	135	144	153	162	170	180	188	197	207	215	224	234	243	251	261	270							
2300	94	103	112	121	132	140	149	159	169	177	187	196	207	215	224	234	244	253	262	271	281							
2400	99	109	119	129	138	148	159	169	177	188	198	209	218	227	238	248	257	268	278	288	297							
2500	103	113	124	134	144	155	164	174	185	195	207	217	226	237	247	257	268	278	288	298	308							
2600	109	119	131	140	152	163	173	185	195	207	217	227	239	249	261	271	282	293	304	316	325							
2700	112	124	135	146	158	169	180	190	201	213	224	236	247	258	270	281	292	303	313	325	336							
2800	118	129	142	153	165	176	188	200	212	224	236	247	260	271	282	295	306	319	330	342	354							
3000	126	138	151	163	175	188	200	213	225	238	250	263	275	288	300	312	325	337	352	364	377							
3200	135	148	162	174	188	201	215	229	243	256	270	282	296	309	323	336	350	364	378	391	404							
3400	144	159	172	187	201	217	230	245	260	273	288	303	318	331	346	360	374	389	404	417	432							
3600	153	169	184	199	214	230	245	261	276	292	307	322	337	353	368	383	399	414	430	444	460							
3800	163	180	195	212	227	244	261	276	293	309	325	342	358	374	391	407	422	440	456	471	489							
4000	172	189	207	223	242	258	275	293	309	326	345	361	379	395	412	431	447	465	482	498	516							
4200	182	199	218	236	254	272	291	308	326	345	362	381	399	417	435	454	471	490	508									
4400	190	210	229	248	268	285	305	324	344	362	382	400	419	439	458	477	496	515										
4600	200	220	241	261	280	300	320	340	360	380	400	420	440	460	481	500	520											
4800	210	230	251	272	294	313	335	356	378	398	419	440	461	482	503	524												
5000	219	241	263	284	306	329	350	372	393	416	438	459	482	503	525													

SURCHARGE
Prices shown are a surcharge which must be added to the appropriate shutter price.

ANTI-DROP BRAKE
When required (as shown above) a surcharge of £33 must be added to the appropriate shutter price.

OVERVIEW

The prices shown are the surcharge for **fully** punched or **fully** punched and glazed shutters, up to the underside of the box. If you require only a section of the shutter curtain to contain vision please use the calculation below.

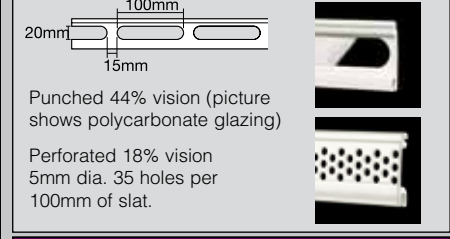
If partial vision within a curtain:
Punched or perforated vision surcharge = (number of slats x total width of shutter) x £1.82 per linear metre
Punched and glazed vision surcharge = (number of slats x total width of shutter) x £3.63 per linear metre

THIS PRODUCT IS NOT AVAILABLE WITH H17 GUIDE RAILS, WIND ENDLOCKS OR BRICK BOND SPACING

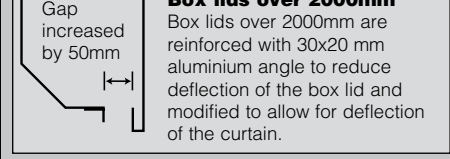
Use of solid slats
Solid slats are always used within the shutter box, part of a solid slat may be visible on a completely punched curtain.

Larger Widths
If 4 or less punched or 10 or less perforated vision slats are required in a SeceuroShield 3800 Built-on shutter the maximum width increases to 4000mm.

SLAT



BOX LID



COLOURS

STOCK COLOURS FOR CURTAIN (SLATS)

white RAL 9010	brown RAL 8014	cream RAL 1015
-------------------	-------------------	-------------------

BOTTOM SLAT, BOX & GUIDES

white RAL 9010	brown RAL 8014
-------------------	-------------------

Please note: Colour references on standard product are a guide only and will not match powder coated finish.

This product can be powder coated see page 69.

SECEUROVISION™ 3800 Punched Or Perforated With Glazing

Maximum shutter height including box for each box size

Up to 800mm	137mm
60mm axle	70mm axle
1000	137mm
1100	137mm
1200	137mm
1300	165mm
1400	180mm
1500	180mm
1600	205mm
1700	205mm
1800	250mm
1900	250mm
2000	250mm
2100	250mm
2200	250mm
2300	250mm
2400	250mm
2500	250mm
2600	250mm
2700	250mm
2800	250mm
2900	250mm
3000	250mm
3100	250mm
3200	250mm

Shutter curtains over 50kg will be supplied in multiple sections for assembly on site, ensuring that each section can be handled safely

Height including shutter box mm	Width including guide rails mm				1000	1100	1200	1300	1400	1500	1600	1700	1800	1900	2000	2100	2200	2300	2400	2500	2600	2700	2800	2900	3000	3100	3200	
1000	72	78	85	93	100	107	113	121	128	135	142	149	157	163	170	177	185	192	199	207	213							
1100	78	86	94	102	110	118	126	134	142	149	158	165	172	181	188	196	204	212	220	227	236							
1200	89	99	108	116	126	135	144	153	162	170	180	188	197	207	215	224	234	243	251	261	270							
1300	98	107	116	127	136	146	156	165	174	185	195	204	214	223	234	244	253	263	272	282	292							
1400	109	119	131	140	152	163	173	185	195	207	217	227	239	249	261	271	282	293	304	316	325							
1500	115	128	139	151	162	173	186	197	209	220	233	244	255	267	279	291	301	312	324	336	348							
1600	127	139	153	165	177	190	204	217	229	242	254	268	280	293	305	319	331	344	356	368	382							
1700	135	148	162	174	188	201	215	229	243	256	270	282	296	309	323	336	350	364	378	391	404							
1800	146	161	174	189	204	219	234	248	263	278	292	306	321	335	350	365	380	393	408	422	438							
1900	153	169	184	199	214	230	245	261	276	292	307	322	337	353	368	383	399	414	430	444	460							
2000	161	176	193	209	225	242	257	273	289	306	322	337	354	370	386	403	418	434	450	467	483							
2100	169	185	201	219	236	253																						

SECEURO SHIELD™ 3801 Electric Operation



KEY	
	(window) or (door)
	(window) or (door with anti-drop brake)

60mm axle 70mm axle

Maximum shutter height including box for each box size ▶

Height including shutter box mm	Width including guide rails mm																													
	1000	1100	1200	1300	1400	1500	1600	1700	1800	1900	2000	2100	2200	2300	2400	2500	2600	2700	2800	2900	3000	3100	3200	3300	3400	3500	3600	3700	3800	3900
1000	875	875	875	875	875	875	875	875	875	875	875	875	875	875	886	908	923	943	959	979	995									
1100	875	875	875	875	875	875	875	875	875	875	875	875	875	875	897	913	933	954	975	990	1020	1042	1057							
1200	875	875	875	875	875	875	875	875	875	875	875	875	875	892	918	938	959	979	1001	1031	1051	1072	1093	1113						
1300	875	875	875	875	875	875	875	875	875	877	902	923	943	964	990	1020	1042	1062	1083	1108	1129	1149								
1400	875	875	875	875	875	875	875	892	913	938	959	984	1015	1042	1062	1088	1108	1135	1154	1180	1207	1232	1268							
1500	875	875	875	875	875	875	897	923	949	975	995	1037	1057	1083	1108	1135	1159	1180	1207	1232	1268									
1600	875	875	875	875	875	897	923	949	975	1011	1037	1062	1088	1113	1140	1166	1191	1217	1253	1283	1309									
1700	875	875	875	886	913	943	969	1001	1037	1067	1093	1124	1149	1180	1207	1237	1278	1305	1336	1361	1392									
1800	875	875	877	908	933	964	995	1037	1062	1093	1119	1154	1180	1211	1237	1283	1309	1341	1366	1397	1428									
1900	875	875	902	933	964	995	1037	1067	1098	1129	1159	1191	1222	1253	1294	1330	1356	1387	1417	1448	1484									
2000	875	902	938	969	1006	1037	1078	1113	1144	1180	1211	1248	1288	1319	1356	1392	1423	1453	1484	1521	1557									
2100	886	923	954	990	1026	1067	1103	1140	1171	1207	1241	1288	1324	1361	1397	1428	1465	1506	1536	1587	1644	1686								
2200	913	943	979	1020	1062	1098	1135	1171	1207	1241	1288	1324	1361	1397	1428	1465	1506	1536	1587	1644	1686									
2300	933	969	1006	1046	1093	1129	1166	1207	1241	1278	1324	1366	1402	1439	1475	1510	1552	1604	1660	1701	1738									
2400	949	990	1026	1078	1113	1149	1191	1227	1268	1314	1350	1392	1433	1470	1506	1540	1599	1660	1696	1738	1778									
2500	975	1011	1051	1103	1140	1180	1222	1263	1314	1350	1392	1428	1475	1510	1552	1608	1669	1705	1747	1788	1830									
2600	990	1031	1078	1124	1166	1201	1241	1300	1341	1377	1417	1458	1500	1540	1599	1660	1701	1742	1783	1825	1917									
2700	1011	1051	1103	1149	1191	1232	1274	1330	1371	1412	1458	1500	1540	1604	1660	1705	1747	1794	1835	1922	1968									
2800	1037	1088	1129	1176	1222	1263	1319	1366	1406	1448	1495	1536	1599	1665	1705	1752	1799	1839	1932	1973	2021									
3000	1196	1253	1305	1350	1402	1458	1506	1557	1604	1655	1701	1783	1835	1881	1928	1979	2077	2124	2175	2221	2272									
3200	1248	1294	1345	1397	1458	1510	1562	1613	1665	1732	1799	1851	1903	1954	2051	2102	2160	2211	2258	2309	2367									
3400	1288	1345	1397	1465	1521	1572	1623	1681	1752	1820	1876	1928	1985	2087	2143	2196	2252	2309	2360	2412	2474									
3600	1330	1387	1443	1510	1567	1623	1681	1752	1830	1886	1943	2000	2102	2160	2216	2272	2334	2392	2437	2562	2624									
3800	1371	1428	1500	1557	1618	1674	1752	1825	1886	1948	2004	2113	2175	2237	2294	2350	2418	2530	2593	2649	2711									
4000	1406	1479	1540	1604	1669	1727	1820	1881	1948	2010	2119	2180	2247	2309	2371	2432	2557	2618	2680	2741	2804									
4200																														
4400																														

SPECIAL LPCB RESTRICTIONS

A SeceuroShield 3801 must be supplied with either a lock in the bottom slat or a pair of bullet locks attached to the guide rails. The price shown includes a lock in the bottom slat. The surcharge for upgrading to bullet locks in place of the bottom slat lock is £23

SeceuroShield 3801 is available with a manual override. The manual override handle must only be operated from the inside of the building. (Not included in the price shown).

The validity of the LPCB certification is contingent upon each shutter being installed in accordance with the requirements of LPS 1175. Details available on request.

Minimum Width 900mm
Minimum Height 900mm
Maximum Width 3000mm
Maximum Height 4000mm

All approved shutters must carry a label detailing the manufacturer, test standard and rating.

MANUAL OVERRIDE

To add the option of manual override a surcharge of £89 must be added to the appropriate shutter price – see page 27

ANTI-DROP BRAKE

When required (as shown above) a surcharge of £83 must be added to the appropriate shutter price.



Shutter curtains over 50kg will be supplied in multiple sections for assembly on site, ensuring that each section can be handled safely

NOTE: THIS PRODUCT IS NOT AVAILABLE WITH PUNCHED OR PERFORATED SLATS

OVERVIEW

COMMON APPLICATIONS

Domestic, retail and commercial properties requiring an above average level of security.

CONSTRUCTION

Curtain Slat

SeceuroShield 3801 uses a double skin extruded aluminium slat fitted with anti-vandal windlocks.

Bottom Slat

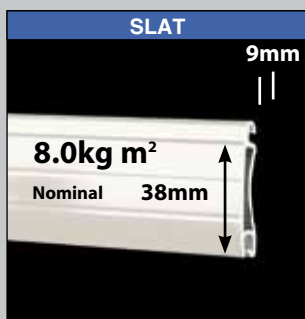
Extruded aluminium with steel reinforcing angle. Supplied with a lock in the bottom slat unless bullet locks are requested (surcharge) see page 23 for details. The locks must be disengaged before operating the shutter or the motor will be damaged.

Shutter Box

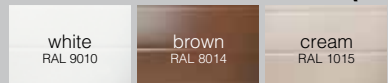
Steel end plates with two piece roll formed aluminium casing.

Guide Rails

H40/S high security guides reinforced with steel sections at the base.

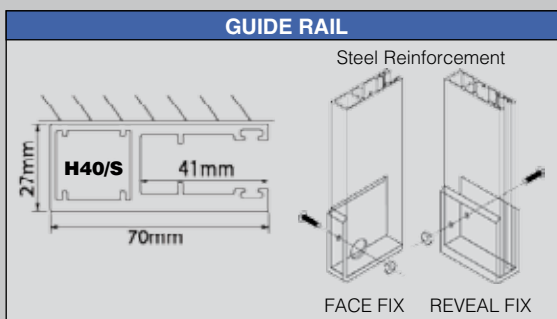


STOCK COLOURS FOR CURTAIN (SLATS)

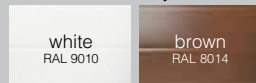


Accessories and options

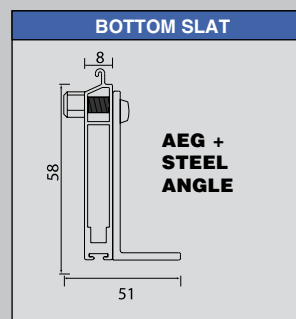
For applicable accessories and components see pages 23-29 & 43-51.



BOTTOM SLAT, BOX & GUIDES




Please note: Colour references on standard product are a guide only and will not match powder coated finish.



This product can be powder coated
see page 69.

SWITCHES



Switches

All electric shutters are supplied with an Inis Uno single pole switch as standard unless another control device is requested. All switches will be supplied with a surface mount box unless a flush mounted box is requested on your purchase order. Switches are supplied "hold to run" for safety.

The optional SeceuroSmart remote control now includes built in lock detection technology to prevent motors from burning out if the door is operated before releasing the locks. See pages 26 and 63 for further details on this option.

1500 3800 3601 6000 7500 7700 8000 9000 MESH ACCESSORIES GUARD XPANDA BAR COMPONENTS GENERAL DATA SURVEYING • ORDERING •

SECEUROSHIELD™ 6000 Spring & Lock Operation

Maximum shutter height including box for each box size ▶

Height including shutter box mm	Width including guide rails mm																								1000		
	1000	1200	1400	1600	1800	2000	2200	2400	2600	2800	3000	3200	3400	3600	3800	4000	4200	4400	4600	4800	5000	5200	5400	5600		5800	6000
1000	353	374	412	449	495	534	571	609	647	690	728	788	826	939	980	1022											1000
1200	392	418	469	514	558	602	647	695	740	784	843	900	947	1059	1105	1152											1200
1400	407	461	511	559	609	661	711	760	822	872	922	984	1034	1158	1210	1262											1400
1600	445	508	562	617	677	732	787	856	911	967	1022	1098	1154	1278	1336	1394											1600
1800	484	543	602	666	727	800	859	920	980	1047	1107	1181	1241	1369	1432	1495											1800
2000	595	664	738	808	892	960	1031	1100	1177	1252	1321	1397	1468	1606	1678	1751											2000
2200	631	707	787	863	953	1029	1104	1186	1267	1345	1421	1502	1579	1722													2200
2400	660	745	824	920	1000	1081	1169	1255	1335	1416	1497	1583	1664														2400
2600	696	787	887	975	1061	1155	1247	1335	1421	1507	1600	1687															2600
2800	737	830	937	1030	1129	1227	1321	1414	1507	1605																	2800
3000																											3000
3200																											3200
3400																											3400
3600																											3600
3800																											3800
4000																											4000
4200																											4200
4400																											4400
4600																											4600
4800																											4800
5000																											5000

KEY

- (window) or (door)
- (window) or (door with second spring)
- window only, can not be a door

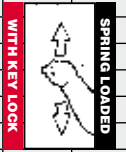


Please use the order form provided on page 54

All axles 70mm

SECOND SPRING
When required (as shown above) a surcharge of £35 must be added to the appropriate shutter price.

Minimum width for Spring Loaded shutters:
Less than or equal to 2100mm in height = 665mm.
Greater than 2100 in height = 875mm.

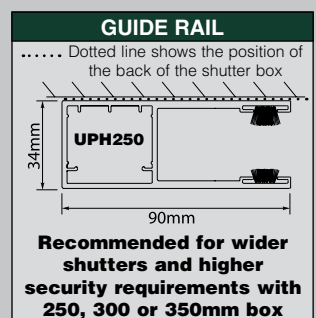
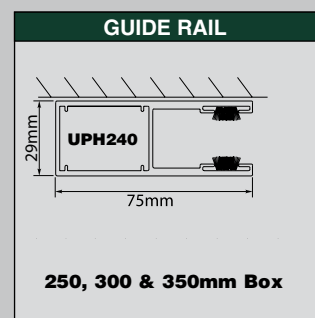
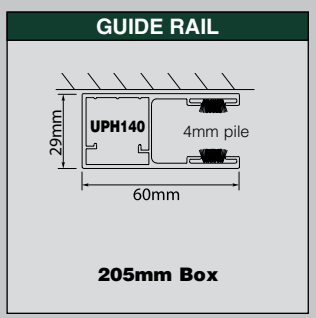



Shutter curtains over 50kg will be supplied in multiple sections for assembly on site, ensuring that each section can be handled safely

OVERVIEW

COMMON APPLICATIONS
Higher security on shop fronts and vulnerable office/commercial applications wherever special colours are required.

CONSTRUCTION
Curtain Slat
SecuroShield 6000 uses a double walled aluminium slat.
Bottom Slat
Extruded aluminium with reinforcing angle.
Shutter Box
Die cast aluminium end plates with two piece roll formed aluminium casing. Larger sizes (shutters with a curtain weight of 75kg upwards) will be supplied with zinc plated steel end plates.
Guide Rails
Extruded aluminium with box section for fixing/reinforcement and high density pile brush seals. UPH140 guides supplied with 205mm box, UPH240 guides supplied with 250, 300 and 350mm box. UPH250 recommended on wider shutters and for shutters requiring higher security with 250, 300 or 350mm box.



STOCK COLOURS FOR CURTAIN (SLATS)

- white RAL 9010
- brown RAL 8014
- cream RAL 1015

BOTTOM SLAT, BOX & GUIDES

- white RAL 9010
- brown RAL 8014

Please note: Colour references on standard product are a guide only and will not match powder coated finish.

Accessories and options
For applicable accessories and components see pages 23-29 & 43-51.



This product can be powder coated see page 69.

This product can be anodised call 01524 772400 for details

SECEUROSHIELD™ 6000 Electric Operation



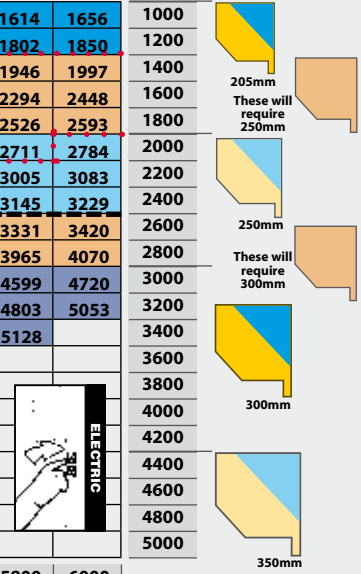
KEY

- (window) or (door)
- (window) or (door with anti-drop brake)
- window only, can not be a door

Maximum shutter height including box for each box size ▶

Shutter curtains over 50kg will be supplied in multiple sections for assembly on site, ensuring that each section can be handled safely

Height including shutter box mm	Width including guide rails mm																									
	1000	1200	1400	1600	1800	2000	2200	2400	2600	2800	3000	3200	3400	3600	3800	4000	4200	4400	4600	4800	5000	5200	5400	5600	5800	6000
1000	531	554	594	633	673	712	753	792	831	871	910	950	989	1029	1068	1109	1287	1328	1369	1410	1451	1492	1533	1574	1614	1656
1200	571	599	646	691	737	783	828	874	920	965	1011	1057	1146	1192	1238	1284	1425	1473	1520	1566	1614	1661	1709	1755	1802	1850
1400	585	635	686	737	787	838	887	938	989	1039	1133	1183	1234	1284	1335	1385	1531	1583	1635	1687	1739	1791	1842	1894	1946	1997
1600	624	681	737	794	851	907	964	1020	1121	1177	1234	1290	1347	1404	1474	1530	1801	1863	1924	1986	2048	2109	2170	2233	2294	2448
1800	656	717	779	840	901	962	1023	1128	1190	1251	1312	1373	1448	1509	1570	1632	1905	1971	2038	2104	2169	2236	2394	2460	2526	2593
2000	764	835	905	977	1047	1119	1233	1305	1375	1447	1518	1602	1673	1744	1895	1968	2041	2113	2185	2349	2422	2494	2567	2640	2711	2784
2200	800	877	954	1032	1109	1230	1307	1385	1462	1552	1630	1706	1783	1882	2019	2098	2176	2346	2425	2504	2583	2660	2739	2818	3005	3083
2400	829	910	992	1074	1200	1282	1364	1446	1541	1623	1704	1786	1890	1972	2113	2288	2371	2455	2538	2621	2704	2788	2979	3062	3145	3229
2600	865	953	1041	1173	1261	1349	1438	1539	1627	1715	1803	1912	2000	2095	2328	2418	2507	2596	2685	2776	2973	3062	3151	3242	3331	3420
2800	902	996	1090	1228	1322	1417	1525	1618	1713	1807	1922	2023	2118	2211	2451	2547	2643	2738	2942	3037	3134	3229	3325	3420	3965	4070
3000	945	1044	1187	1287	1387	1492	1604	1703	1809	1931	2037	2136	2236	2481	2582	2683	2785	2994	3095	3197	3298	3399	3936	4047	4599	4720
3200	982	1088	1237	1343	1453	1573	1678	1784	1917	2029	2135	2241	2348	2598	2706	2921	3029	3137	3244	3352	3657	4001	4549	4674	4803	5053
3400	1018	1174	1286	1398	1529	1640	1752	1891	2003	2122	2234	2347	2459	2715	2938	3052	3165	3279	3393	3686	4016	4605	4738	4993	5128	
3600	1048	1209	1326	1447	1577	1694	1836	1954	2076	2193	2311	2428	2637	2914	3032	3151	3270	3388	3665	4020	4155	4868	5007			
3800	1086	1252	1375	1517	1639	1761	1911	2040	2163	2287	2409	2625	2748	3032	3157	3281	3552	3660	3937	4191	4331	5053				
4000	1116	1287	1419	1560	1688	1840	1969	2102	2231	2358	2577	2706	2993	3122	3251	3562	3835	3933	4067	4641	4785					
4200	1196	1330	1469	1615	1749	1909	2048	2183	2317	2451	2677	2969	3105	3240	3478	3845	3956	4090	4549							
4400	1233	1373	1531	1671	1836	1976	2123	2263	2403	2635	2776	3074	3216	3357	3706	4053	4174	4637								
4600	1401	1551	1733	1882	2053	2205	2379	2531	2696	2893	3043	3315	3525	3678	4016	4169	4605									
4800	1570	1727	1936	2094	2270	2432	2635	2797	2987	3149	3312	3557	3835	3997	4155	4627										
5000	1616	1783	1996	2163	2348	2515	2724	2918	3089	3256	3427	3678	3965	4127	4294	4776										

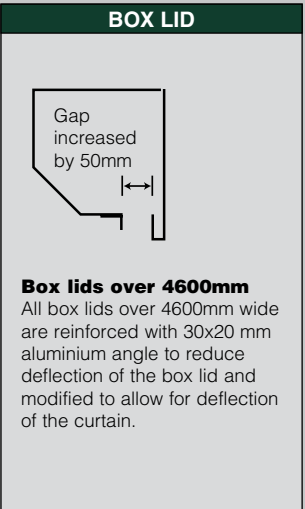
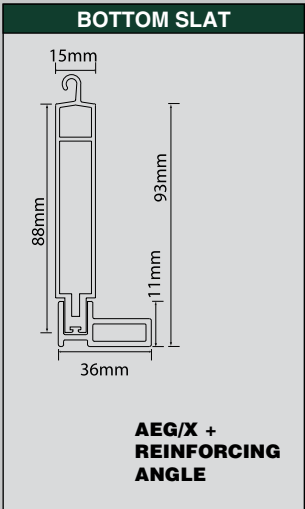


MANUAL OVERRIDE
To add the option of manual override a surcharge of £89 must be added to the appropriate shutter price – see page 27

ANTI-DROP BRAKE
When required (as shown above) a surcharge of £97 must be added to the appropriate shutter price.

70mm axle 4" 16gauge 4" 10gauge 30mm Box Extension

OVERVIEW



30mm BOX EXTENSION

30mm Box extension
A box extension is required on built-on SeceuroShield 6000 shutters when the curtain weight exceeds 172kg on a 4" axle and 134kg on a 5" axle. The projection is just 30mm for face fixed shutters. If the shutter is reveal fixed the gap is made up using a 30mm packer, as shown in the illustration. The overall width used when pricing and ordering shutters with box extensions is the overguide width (not including the box extension or 30mm packer). If you are in any doubt please contact your trade sales account manager.

SWITCHES

Switches
All electric shutters are supplied with an Inis Uno single pole switch as standard unless another control device is requested. All switches will be supplied with a surface mount box unless a flush mounted box is requested on your purchase order. Switches are supplied "hold to run" for safety.

Inis Uno single control

Surface mount box

Flush mount box (optional)

SECEUROSHIELD™ 7500 Solid Curtain Spring & Lock Operation

Height including shutter box mm	Width including guide rails mm																				
	1000	1200	1400	1600	1800	2000	2200	2400	2600	2800	3000	3200	3400	3600	3800	4000	4200	4400	4600	4800	
1000	428	458	493	524	557	589	627	657	688	729	761	791	829	861	891	922					
1200	445	479	515	547	583	617	656	689	722	765	798	830	871	903	936	969					
1400	464	502	537	575	608	644	686	721	766	800	836	877	912	948	982	1031					
1600	481	521	562	599	643	679	726	763	799	843	880	917	953	1005	1042	1077					
1800	511	555	599	638	685	725	774	814	853	901	939	979	1019	1073	1113	1153					
2000	529	575	620	662	711	752	803	846	886	936	978	1019	1074	1117	1158	1199					
2200	551	595	641	686	736	780	834	877	921	972	1015	1059	1117	1159							
2400	569	618	663	716	762	817	863	908	962	1008	1053	1112									
2600	588	638	686	740	788	846	893	948	995	1043	1104										
2800	640	698	752	812	866	929	983	1045	1098	1151											
	1000	1200	1400	1600	1800	2000	2200	2400	2600	2800	3000	3200	3400	3600	3800	4000	4200	4400	4600	4800	

All axles 4" 16 gauge

KEY

- (window) or (door)
- (window) or (door with second spring)
- window only, can not be a door

Box Size

	Internal	External
1000		250mm
1200		250mm
1400	250mm	
1600		300mm
1800		300mm
2000		300mm
2200		300mm
2400	300mm	
2600		350mm
2800		350mm

FEATURES & SPECIAL ACCESSORIES

Espagnolette lock (bottom slat lock) or a pair of guide rail bullet locks are available as standard on all manual commercial shutters.

Plastisol curtain
Code: YACCS PLASTISOL
Per square metre £41

Please use the order form provided on page 54

SECEUROVISION™ 7500 Perforated Curtain Spring & Lock Operation

Height including shutter box mm	Width including guide rails mm																				
	1000	1200	1400	1600	1800	2000	2200	2400	2600	2800	3000	3200	3400	3600	3800	4000	4200	4400	4600	4800	
1000	428	458	493	524	557	589	627	657	688	729	761	791	829	861	891	922					
1200	445	479	515	547	583	617	656	689	722	765	798	830	871	903	936	969					
1400	464	502	537	575	608	644	686	721	766	800	836	877	912	948	982	1031					
1600	481	521	562	599	643	679	726	763	799	843	880	917	953	1005	1042	1077					
1800	511	555	599	638	685	725	774	814	853	901	939	979	1019	1073	1113	1153					
2000	529	575	620	662	711	752	803	846	886	936	978	1019	1074	1117	1158	1199					
2200	551	595	641	686	736	780	834	877	921	972	1015	1059	1117	1159							
2400	569	618	663	716	762	817	863	908	962	1008	1053	1112									
2600	588	638	686	740	788	846	893	948	995	1043	1104										
2800	640	698	752	812	866	929	983	1045	1098	1151											
	1000	1200	1400	1600	1800	2000	2200	2400	2600	2800	3000	3200	3400	3600	3800	4000	4200	4400	4600	4800	

All axles 4" 16 gauge

KEY

- (window) or (door)
- (window) or (door with second spring)
- window only, can not be a door

Box Size

	Internal	External
1000		250mm
1200		250mm
1400	250mm	
1600		300mm
1800		300mm
2000		300mm
2200		300mm
2400	300mm	
2600		350mm
2800		350mm

BOTTOM SLATS

"L" section "T" section
*Safety edge only available on "L" section

OVERVIEW

COMMON APPLICATIONS

Continental style steel roller shutter with scrolled slat profile. A popular choice for medium security office, commercial and industrial applications. Features a neat continental style head box and aluminium guides for higher grade installations.

CONSTRUCTION

- Curtain Slat**
SeceuroShield/Vision 7500 uses a single skin scrolled steel slat.
- Bottom Slat**
Galvanised "L" or "T" section bottom slat.
- Shutter Box**
Galvanised steel end plates powder coated to match the box colour with two piece roll formed aluminium casing. Shutters with a 350mm box will be supplied with a three piece casing.

Guide Rails

Extruded aluminium with box section for fixing/reinforcement and high density 4mm pile brush seals. UPH250 guides supplied as standard.

Accessories and options


For applicable accessories and components see pages 23-29 & 43-51.




This product can be powder coated see page 69. Please note that this product will be powder coated after it has been assembled.



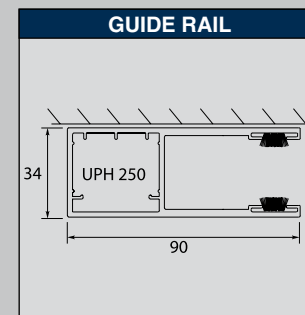
This product can be plastisol coated Please note this finish applies to the external face of the curtain slat only.



STANDARD CURTAIN & BOTTOM SLAT FINISH: GALVANISED



BOX & GUIDES
Boxes and guides are supplied in white or brown at no extra charge.



White RAL 9010
Brown RAL 8014
Please note: Colour references on standard product are a guide only and will not match powder coated finish.

Shutter curtains over 50kg will be supplied in multiple sections for assembly on site, ensuring that each section can be handled safely

SECEUROSHIELD™ 7500 Solid Curtain Electric Operation



Height including shutter box mm	Width including guide rails mm																								Maximum shutter height including box for each box size					Box Size	
	1000	1200	1400	1600	1800	2000	2200	2400	2600	2800	3000	3200	3400	3600	3800	4000	4200	4400	4600	4800	5000	5200	5400	5600	5800	6000	Internal	External			
1000	817	817	817	817	817	817	817	817	817	817	817	829	857	886	934	962	991	1019	1048	1076	1105	1133	1211	1240	1268	1298	1000	250mm			
1200	817	817	817	817	817	817	817	817	817	817	838	887	918	948	979	1009	1040	1071	1150	1181	1211	1241	1273	1303	1333	1406	1200	250mm			
1400	817	817	817	817	817	817	817	817	817	829	862	894	926	959	991	1025	1105	1138	1170	1204	1236	1268	1315	1347	1380	1453	1486	1400	250mm		
1600	817	817	817	817	817	817	817	817	828	863	897	932	966	1049	1084	1118	1153	1187	1222	1269	1304	1339	1373	1408	1482	1563	1599	1600	250mm		
1800	817	817	817	817	817	817	841	879	917	953	1040	1077	1115	1152	1190	1227	1278	1315	1353	1391	1428	1510	1586	1624	1664	1864	1800	300mm			
2000	817	817	817	817	817	831	871	910	950	1037	1077	1116	1156	1195	1248	1288	1327	1367	1451	1491	1530	1605	1682	1723	1887	1932	2000	300mm			
2200	817	817	817	817	818	859	900	941	1032	1073	1115	1156	1211	1252	1293	1335	1422	1463	1505	1546	1622	1700	1743	1785	1951	2061	2200	300mm			
2400	817	817	817	817	843	886	930	1022	1065	1109	1152	1209	1252	1295	1384	1428	1472	1514	1593	1637	1715	1759	1804	1969	2018	2289	2400	300mm			
2600	817	817	817	824	869	914	1008	1054	1099	1158	1204	1249	1294	1385	1429	1475	1556	1601	1646	1692	1772	1818	1865	2097	2304	2600	300mm				
2800	817	817	844	896	948	1047	1099	1151	1215	1267	1319	1370	1467	1519	1570	1657	1709	1759	1811	1896	1949	2067	2237			2800	300mm				
3000	817	817	866	920	1022	1075	1129	1182	1249	1303	1356	1455	1509	1597	1650	1704	1757	1811	1865	1951	2071					3000	350mm				
3200	817	832	887	944	1047	1103	1158	1227	1283	1339	1439	1495	1585	1641	1696	1752	1807	1862	2014								3200	350mm			
3400	817	852	910	1016	1073	1130	1202	1259	1316	1420	1477	1569	1627	1684	1742	1800	1857	1977									3400	350mm			
3600																											3600				
3800																											3800				
4000																											4000				
4200																											4200				

MANUAL OVERRIDE
To add the option of manual override a surcharge of £89 must be added to the appropriate shutter price – see page 27

ANTI-DROP BRAKE
When required (as shown above) a surcharge of £97 must be added to the appropriate shutter price.

Design amended due to larger motor

SECEUROVISION™ 7500 Perforated Curtain Electric Operation



Height including shutter box mm	Width including guide rails mm																								Maximum shutter height including box for each box size					Box Size	
	1000	1200	1400	1600	1800	2000	2200	2400	2600	2800	3000	3200	3400	3600	3800	4000	4200	4400	4600	4800	5000	5200	5400	5600	5800	6000	Internal	External			
1000	817	817	817	817	817	817	817	817	817	817	817	829	857	886	934	962	991	1019	1048	1076	1105	1133	1211	1240	1268	1298	1000	250mm			
1200	817	817	817	817	817	817	817	817	817	817	838	887	918	948	979	1009	1040	1071	1150	1181	1211	1241	1273	1303	1333	1406	1200	250mm			
1400	817	817	817	817	817	817	817	817	817	829	862	894	926	959	991	1025	1105	1138	1170	1204	1236	1268	1315	1347	1380	1453	1486	1400	250mm		
1600	817	817	817	817	817	817	817	817	828	863	897	932	966	1049	1084	1118	1153	1187	1222	1269	1304	1339	1373	1408	1482	1563	1599	1600	250mm		
1800	817	817	817	817	817	841	879	917	953	1040	1077	1115	1152	1190	1227	1278	1315	1353	1391	1428	1510	1586	1624	1664	1864	1800	300mm				
2000	817	817	817	817	817	831	871	910	950	1037	1077	1116	1156	1195	1248	1288	1327	1367	1451	1491	1530	1605	1682	1723	1887	1932	2000	300mm			
2200	817	817	817	817	818	859	900	941	1032	1073	1115	1156	1211	1252	1293	1335	1422	1463	1505	1546	1622	1700	1743	1785	1951	2061	2200	300mm			
2400	817	817	817	817	843	886	930	1022	1065	1109	1152	1209	1252	1295	1384	1428	1472	1514	1593	1637	1715	1759	1804	1969	2018	2289	2400	300mm			
2600	817	817	817	824	869	914	1008	1054	1099	1158	1204	1249	1294	1385	1429	1475	1556	1601	1646	1692	1772	1818	1865	2097	2304	2600	300mm				
2800	817	817	844	896	948	1047	1099	1151	1215	1267	1319	1370	1467	1519	1570	1657	1709	1759	1811	1896	1949	2067	2237			2800	300mm				
3000	817	817	866	920	1022	1075	1129	1182	1249	1303	1356	1455	1509	1597	1650	1704	1757	1811	1865	1951	2071					3000	350mm				
3200	817	832	887	944	1047	1103	1158	1227	1283	1339	1439	1495	1585	1641	1696	1752	1807	1862	2014								3200	350mm			
3400	817	852	910	1016	1073	1130	1202	1259	1316	1420	1477	1569	1627	1684	1742	1800	1857	1977									3400	350mm			
3600																											3600				
3800																											3800				
4000																											4000				
4200																											4200				

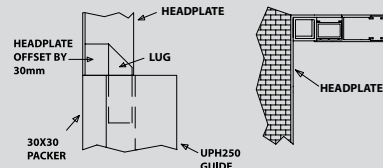
MANUAL OVERRIDE
To add the option of manual override a surcharge of £89 must be added to the appropriate shutter price – see page 27

ANTI-DROP BRAKE
When required (as shown above) a surcharge of £97 must be added to the appropriate shutter price.

BOX EXTENSION

Box extension

A box extension is required on built-on SeceuroShield 7500 shutters when the curtain weight exceeds 172kg on a 4" axle and 134kg on a 5" axle. The projection is just 30mm for face fixed shutters. If the shutter is reveal fixed the gap is made up using a 30mm packer, as shown in the illustration. The overall width used when pricing and ordering shutters with box extensions is the overguide width (not including the box extension or 30mm packer). If you are in any doubt please contact your trade sales account manager.



SECEUROSHIELD™ 7501 Solid Curtain Spring & Lock Operation

Height including shutter box mm	Width including guide rails mm																				
	1000	1200	1400	1600	1800	2000	2200	2400	2600	2800	3000	3200	3400	3600	3800	4000	4200	4400	4600	4800	
1000	513	543	578	609	642	674	712	742	773	814	846	876	914	946	976	1007					
1200	530	564	600	632	668	702	741	774	807	850	883	915	956	988	1021	1054					
1400	549	587	622	660	693	729	771	806	851	885	921	962	997	1033	1067	1116					
1600	566	606	647	684	728	764	811	848	884	928	965	1002	1038	1090	1127	1162					
1800	596	640	684	723	770	810	859	899	938	986	1024	1064	1104	1158	1198	1238					
2000	614	660	705	747	796	837	888	931	971	1021	1063	1104	1159	1202	1243	1284					
2200	636	680	726	771	821	865	919	962	1006	1057	1100	1144	1202	1244							
2400	654	703	748	801	847	902	948	993	1047	1093	1138	1197									
2600	673	723	771	825	873	931	978	1033	1080	1128	1189										
2800	725	783	837	897	951	1014	1068	1130	1183	1236											
	1000	1200	1400	1600	1800	2000	2200	2400	2600	2800	3000	3200	3400	3600	3800	4000	4200	4400	4600	4800	

All axles 4" 16 gauge

KEY

- (window) or (door)
- (window) or (door with second spring)
- window only, can not be a door

Box Size

	Internal	External
1000		250mm
1200		250mm
1400	250mm	
1600		
1800		300mm
2000		
2200		
2400	300mm	
2600		350mm
2800		

Minimum Width For Spring Loaded Shutters 1000mm

WITH KEY LOCK

SPRING LOADED

SECOND SPRING
When required (as shown above) a surcharge of £35 must be added to the appropriate shutter price.

IMPORTANT SURVEY INFORMATION

SecuroShield 7501 must be supplied with a 'T' section bottom rail which will protrude 20mm beyond the UPH 250 guide rail.

This must be taken into account when surveying to ensure that the bottom rail will not catch on any items such as door or window handles.

The 20mm protrusion of the 'T' section bottom rail will also increase the difficulty of the installation.

REVEAL FITTING
For reveal fitting a surcharge of £30 must be added

SECEUROVISION™ 7501 Perforated Curtain Spring & Lock Operation

Height including shutter box mm	Width including guide rails mm																				
	1000	1200	1400	1600	1800	2000	2200	2400	2600	2800	3000	3200	3400	3600	3800	4000	4200	4400	4600	4800	
1000	513	543	578	609	642	674	712	742	773	814	846	876	914	946	976	1007					
1200	530	564	600	632	668	702	741	774	807	850	883	915	956	988	1021	1054					
1400	549	587	622	660	693	729	771	806	851	885	921	962	997	1033	1067	1116					
1600	566	606	647	684	728	764	811	848	884	928	965	1002	1038	1090	1127	1162					
1800	596	640	684	723	770	810	859	899	938	986	1024	1064	1104	1158	1198	1238					
2000	614	660	705	747	796	837	888	931	971	1021	1063	1104	1159	1202	1243	1284					
2200	636	680	726	771	821	865	919	962	1006	1057	1100	1144	1202	1244							
2400	654	703	748	801	847	902	948	993	1047	1093	1138	1197									
2600	673	723	771	825	873	931	978	1033	1080	1128	1189										
2800	725	783	837	897	951	1014	1068	1130	1183	1236											
	1000	1200	1400	1600	1800	2000	2200	2400	2600	2800	3000	3200	3400	3600	3800	4000	4200	4400	4600	4800	

All axles 4" 16 gauge

KEY

- (window) or (door)
- (window) or (door with second spring)
- window only, can not be a door

Box Size

	Internal	External
1000		250mm
1200		250mm
1400	250mm	
1600		
1800		300mm
2000		
2200		
2400	300mm	
2600		350mm
2800		

Minimum Width For Spring Loaded Shutters 1000mm

WITH KEY LOCK

SPRING LOADED

SECOND SPRING
When required (as shown above) a surcharge of £35 must be added to the appropriate shutter price.

BOTTOM SLAT

"T" section

FEATURES & SPECIAL ACCESSORIES

Espagnolette lock (bottom slat lock) or as standard on all manual commercial shutters which are 3m wide or less.

Bottom slat lock or bullet locks are available on manual commercial shutters over 3m wide.

OVERVIEW

COMMON APPLICATIONS

Continental style steel roller shutters with scrolled slat profile. Suitable for high security office, commercial and industrial applications. Features a neat continental style head box and aluminium guide rails for a higher grade installation.

CONSTRUCTION

- Curtain Slat**
SecuroShield/Vision 7501 uses a single skin scrolled steel slat.
- Bottom Slat**
Galvanised "T" section bottom slat.
- Shutter Box**
Galvanised steel end plates powder coated to match the box colour with two piece roll formed aluminium casing. Shutters with a 350mm box will be supplied with a three piece casing.

Guide Rails

Extruded aluminium with box section for fixing/reinforcement and high density 4mm pile brush seals. If electrically operated and fitted with bullet locks - guide inserts fitted in the base of the guide rails are standard. Reveal fitted guides will also include a guide shoe.

Accessories and options

For applicable accessories and components see pages 23-29 & 43-51.




This product can be powder coated see page 69.


Please note that this product will be powder coated after it has been assembled.



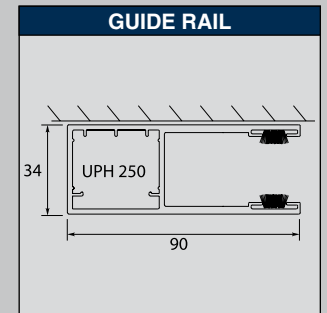
This product can be plastisol coated
Please note this finish applies to the external face of the curtain slat only. Please note Plastisol coating incurs a longer lead time call 01524 772400 for details.



STANDARD CURTAIN & BOTTOM SLAT FINISH: GALVANISED



BOX & GUIDES
Boxes and guides are supplied in white or brown at no extra charge.



- White RAL 9010
- Brown RAL 8014

Please note: Colour references on standard product are a guide only and will not match powder coated finish.

SECEUROSHIELD 7501 UPGRADE REQUIREMENTS

SecuroShield 7501 Requirements

Bottom Slat
The bottom slat must be a "T" section.

Manual Locks
Shutters up to 3m wide must have a bottom slat lock.
Shutters wider than 3m must have either a bottom slat lock or a pair of guide channel bullet locks.

£45.80
bottom slat lock

£74.15
pair of bullet locks

Curtain slats
SecuroShield 7501 is only available with 22swg slat but is available with either the solid or perforated profile.

Installation
SecuroShield 7501 can only be installed internally and the shutter box must be installed above the structural opening.

SecuroShield 7501 must be fastened to either a timber frame, block, brickwork or steelwork.
All visible fixing must be spoiled

Structural material	Minimum fixings
Timber frame	No. 12 x 2 1/2"
Block or brickwork	No. 12 x 2 1/2" with appropriate plugs
Steelwork	Tec screws No. 10 x 1" pozi pan head screws M8 x 10mm hex head or dome head bolts which must be tapped into the steel work

Height of guide rails	Minimum no. of fixings
Less than or equal to 1000mm	3
1001mm to 1500mm	4
1501mm to 2500mm	5
2501mm to 3500mm	6



PLEASE NOTE

Electrically operated SecuroShield 7501 and SecuroVision 7501 which are 3m wide or less will require a lock in the bottom slat.

Electrically operated SecuroShield 7501 and SecuroVision 7501 which are between 3m and 6m wide will require either a bottom slat lock or a pair of bullet locks.

SECEUROSHIELD™ 7501 Solid Curtain Electric Operation



Height including shutter box mm	Width including guide rails mm																								Maximum shutter height including box for each box size						Box Size	
	1000	1200	1400	1600	1800	2000	2200	2400	2600	2800	3000	3200	3400	3600	3800	4000	4200	4400	4600	4800	5000	5200	5400	5600	5800	6000	Internal	External				
1000	902	902	902	902	902	902	902	902	902	902	914	942	971	1019	1047	1076	1104	1133	1161	1190	1218	1296	1325	1353	1383	1000	250mm					
1200	902	902	902	902	902	902	902	902	902	923	972	1003	1033	1064	1094	1125	1156	1235	1266	1296	1326	1358	1388	1418	1491	1200	250mm					
1400	902	902	902	902	902	902	902	914	947	979	1011	1044	1076	1110	1190	1223	1255	1289	1321	1353	1400	1432	1465	1538	1571	1400	250mm					
1600	902	902	902	902	902	902	902	913	948	982	1017	1051	1134	1169	1203	1238	1272	1307	1354	1389	1424	1458	1493	1567	1648	1684	1600	250mm				
1800	902	902	902	902	902	902	926	964	1002	1038	1125	1162	1200	1237	1275	1312	1363	1400	1438	1476	1513	1595	1671	1709	1749	1949	1800	300mm				
2000	902	902	902	902	902	916	956	995	1035	1122	1162	1201	1241	1280	1333	1373	1412	1452	1536	1576	1615	1690	1767	1808	1972	2017	2000	300mm				
2200	902	902	902	902	903	944	985	1026	1117	1158	1200	1241	1296	1337	1378	1420	1507	1548	1590	1631	1707	1785	1828	1870	2036	2146	2200	300mm				
2400	902	902	902	902	928	971	1015	1107	1150	1194	1237	1294	1337	1380	1469	1513	1557	1599	1678	1722	1800	1844	1889	2054	2103	2374	2400	300mm				
2600	902	902	902	909	954	999	1093	1139	1184	1243	1289	1334	1379	1470	1514	1560	1641	1686	1731	1777	1857	1903	1950	2182	2389	2600	300mm					
2800	902	902	929	981	1033	1132	1184	1236	1300	1352	1404	1455	1552	1604	1655	1742	1794	1844	1896	1981	2034	2152	2322			2800	350mm					
3000	902	902	951	1005	1107	1160	1214	1267	1334	1388	1441	1540	1594	1682	1735	1789	1842	1896	1950	2036	2156					3000	350mm					
3200	902	917	972	1029	1132	1188	1243	1312	1368	1424	1524	1580	1670	1726	1781	1837	1892	1947	2099								3200	350mm				
3400	902	937	995	1101	1158	1215	1287	1344	1401	1505	1562	1654	1712	1769	1827	1885	1942	2062									3400	350mm				
3600																											3600					
3800																											3800					
4000																											4000					
4200																											4200					

REVEAL FITTING
For reveal fitting a surcharge of £31 must be added

MANUAL OVERRIDE
To add the option of manual override a surcharge of £89 must be added to the appropriate shutter price - see page 27

ANTI-DROP BRAKE
When required (as shown above) a surcharge of £97 must be added to the appropriate shutter price.

SECEUROVISION™ 7501 Perforated Curtain Electric Operation



Height including shutter box mm	Width including guide rails mm																								Maximum shutter height including box for each box size						Box Size	
	1000	1200	1400	1600	1800	2000	2200	2400	2600	2800	3000	3200	3400	3600	3800	4000	4200	4400	4600	4800	5000	5200	5400	5600	5800	6000	Internal	External				
1000	902	902	902	902	902	902	902	902	902	902	914	942	971	1019	1047	1076	1104	1133	1161	1190	1218	1296	1325	1353	1383	1000	250mm					
1200	902	902	902	902	902	902	902	902	902	923	972	1003	1033	1064	1094	1125	1156	1235	1266	1296	1326	1358	1388	1418	1491	1200	250mm					
1400	902	902	902	902	902	902	902	914	947	979	1011	1044	1076	1110	1190	1223	1255	1289	1321	1353	1400	1432	1465	1538	1571	1400	250mm					
1600	902	902	902	902	902	902	902	913	948	982	1017	1051	1134	1169	1203	1238	1272	1307	1354	1389	1424	1458	1493	1567	1648	1684	1600	250mm				
1800	902	902	902	902	902	902	926	964	1002	1038	1125	1162	1200	1237	1275	1312	1363	1400	1438	1476	1513	1595	1671	1709	1749	1949	1800	300mm				
2000	902	902	902	902	902	916	956	995	1035	1122	1162	1201	1241	1280	1333	1373	1412	1452	1536	1576	1615	1690	1767	1808	1972	2017	2000	300mm				
2200	902	902	902	902	903	944	985	1026	1117	1158	1200	1241	1296	1337	1378	1420	1507	1548	1590	1631	1707	1785	1828	1870	2036	2146	2200	300mm				
2400	902	902	902	902	928	971	1015	1107	1150	1194	1237	1294	1337	1380	1469	1513	1557	1599	1678	1722	1800	1844	1889	2054	2103	2374	2400	300mm				
2600	902	902	902	909	954	999	1093	1139	1184	1243	1289	1334	1379	1470	1514	1560	1641	1686	1731	1777	1857	1903	1950	2182	2389	2600	300mm					
2800	902	902	929	981	1033	1132	1184	1236	1300	1352	1404	1455	1552	1604	1655	1742	1794	1844	1896	1981	2034	2152	2322			2800	350mm					
3000	902	902	951	1005	1107	1160	1214	1267	1334	1388	1441	1540	1594	1682	1735	1789	1842	1896	1950	2036	2156					3000	350mm					
3200	902	917	972	1029	1132	1188	1243	1312	1368	1424	1524	1580	1670	1726	1781	1837	1892	1947	2099								3200	350mm				
3400	902	937	995	1101	1158	1215	1287	1344	1401	1505	1562	1654	1712	1769	1827	1885	1942	2062									3400	350mm				
3600																											3600					
3800																											3800					
4000																											4000					
4200																											4200					

REVEAL FITTING
For reveal fitting a surcharge of £31 must be added

MANUAL OVERRIDE
To add the option of manual override a surcharge of £89 must be added to the appropriate shutter price - see page 27

ANTI-DROP BRAKE
When required (as shown above) a surcharge of £97 must be added to the appropriate shutter price.

Shutter curtains over 50kg will be supplied in multiple sections for assembly on site, ensuring that each section can be handled safely



Shutter curtains over 50kg will be supplied in multiple sections for assembly on site, ensuring that each section can be handled safely

SECEUROSHIELD™ 7700 Spring & Lock Operation

Maximum shutter height including box for each box size ▶

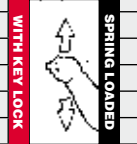
Height including shutter box mm	Width including guide rails mm																										
	1000	1200	1400	1600	1800	2000	2200	2400	2600	2800	3000	3200	3400	3600	3800	4000	4200	4400	4600	4800	5000	5200	5400	5600	5800	6000	
1000	329	364	401	437	473	508	532	568	603	638	639	686	720	754	788	821											1000
1200	370	413	456	507	550	582	612	654	701	742	748	796	843	882	923	963											1200
1400	402	450	506	554	603	639	678	725	771	818	843	885	931	976	1020	1066											1400
1600	434	495	549	602	656	701	739	791	850	902	923	969	1019	1076	1126	1176											1600
1800	474	542	603	663	729	774	818	883	941	1000	1026	1084	1140	1196	1252	1309											1800
2000	527	595	662	734	801	853	909	975	1039	1104	1143	1198	1261	1323	1387	1449											2000
2200	559	632	709	782	854	918	971	1040	1118	1189	1230	1282	1349	1417	1484	1552											2200
2400	592	670	752	829	916	975	1032	1115	1190	1265	1310	1365	1438	1510	1582	1586											2400
2600	674	766	854	949	1037	1103	1175	1260	1344	1429	1480	1540	1622	1704	1717	1804											2600
2800	711	810	904	1005	1099	1171	1248	1338	1428	1520	1575	1640	1659	1751	1838												2800
3000																											3000
3200																											3200
3400																											3400
3600																											3600
3800																											3800
4000																											4000
4200																											4200
4400																											4400
4600																											4600
4800																											4800
5000																											5000

Please use the order form provided on page 54

KEY
 (window) or (door)
 (window) or (door with second spring)

NO SURCHARGE
 Please Note: there is no surcharge required for an anti-fall back device.

Minimum Width For Spring Loaded Shutters 665mm



Shutter curtains over 50kg will be supplied in multiple sections for assembly on site, ensuring that each section can be handled safely

If a significant amount of SeceuroVision 8000 is used, it may affect the maximum spring and lock size

VISION SLATS, SPECIAL COLOURS & LARGE BOX LIDS

SECEUROVISION 8000



Vision can be added by including SeceuroVision 8000 slats in the shutter curtain. SeceuroVision 8000 uses a single skin extruded and punched aluminium slat which is also available with polycarbonate glazing strips (pictured left). Polycarbonate strips can be clear or frosted.



Punched Slat 7.0kg m²
Punched & Glazed 9.25kg m²
58.5% Vision

Price per linear metre punched £9.65
Price per linear metre punched & glazed £12.15

Please note: There are 13 slats per metre of shutter height. Not available as brick bond pattern.

COLOURS

COLOURS FOR CURTAIN (SLATS)

Light Beige BS 08B17	Burgundy RAL 3004	Fir Green RAL 6009
Navy Blue RAL 5011	Black RAL 9005	Medium Oak Woodgrain*
Light Grey RAL 7038	Anthracite Grey RAL 7016	Silver Metallic RAL 9006

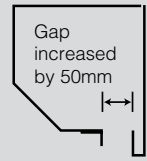
***EXCLUDING MEDIUM OAK THE ABOVE COLOURS ARE ALSO AVAILABLE FOR BOXES AND GUIDES**

References quoted are the nearest standard RAL or BS references to the colours used. They will not be an exact match and are intended as a guide only.

Curtains will be supplied with a coloured bottom slat to match the curtain as standard, with the exception of medium woodgrain curtain which will be supplied with a brown bottom slat as standard.

Boxes and guides can be powder coated to match the curtains from the range shown left* at a surcharge of £41 per metre (box) and £9.86 per metre (guide).

BOX LID



Box lids over 4600mm
 All box lids over 4600mm wide are reinforced with 30x20mm aluminium angle to reduce deflection of the box lid and modified to allow for deflection of the curtain.

SECEUROSHIELD™ 7700 Electric Operation



Maximum recommended size for windy areas (see page 58 for further details on wind loading) Maximum shutter height including box for each box size

Height including shutter box mm	Width including guide rails mm	1000	1200	1400	1600	1800	2000	2200	2400	2600	2800	3000	3200	3400	3600	3800	4000	4200	4400	4600	4800	5000	5200	5400	5600	5800	6000
1000	545	568	599	626	660	695	729	774	801	835	869	902	935	961	996	1032	1067	1102	1184	1220	1255	1291	1327				1000
1200	564	599	640	677	714	762	797	846	887	912	948	983	1008	1047	1132	1173	1213	1254	1294	1335	1375	1416	1456				1200
1400	586	630	677	720	768	805	861	892	960	983	1018	1055	1077	1151	1196	1239	1283	1328	1371	1415	1473	1517	1560				1400
1600	636	687	737	797	850	892	944	991	1042	1086	1131	1177	1222	1274	1323	1373	1423	1486	1537	1587	1637	1687	1737				1600
1800	664	720	785	841	883	937	991	1044	1096	1142	1192	1242	1288	1340	1408	1462	1515	1569	1623	1678	1753	1807	1861				1800
2000	689	758	818	869	927	983	1042	1096	1144	1219	1276	1332	1406	1465	1524	1584	1644	1704	1784	1845	1905	1970	2030				2000
2200	720	787	856	908	971	1034	1092	1142	1198	1296	1359	1422	1520	1582	1647	1714	1801	1866	1938	2003	2069	2135	2201				2200
2400	762	835	896	960	1022	1092	1156	1210	1263	1375	1441	1505	1601	1671	1764	1834	1910	1981	2051	2122	2192	2263	2332				2400
2600	818	865	939	1006	1090	1167	1244	1320	1414	1491	1566	1650	1727	1825	1903	1985	2061	2138	2216	2293	2370	2536	2614				2600
2800	846	912	981	1053	1144	1226	1308	1395	1490	1572	1654	1764	1846	1934	2017	2099	2181	2264	2346	2518	2600	2683	2765				2800
3000	873	960	1022	1098	1191	1277	1368	1467	1554	1640	1754	1841	1934	2021	2108	2194	2282	2369	2545	2632	2720						3000
3200	929	989	1067	1144	1236	1332	1436	1527	1618	1737	1828	1924	2016	2108	2200	2291	2471	2564	2655	2747	2838						3200
3400	971	1038	1156	1249	1351	1466	1567	1657	1784	1818	1919	2017	2113	2211	2307	2494	2591	2688	2785								3400
3600	977	1087	1245	1356	1472	1596	1708	1819	1959	2076	2188	2299	2410	2522	2732	2843	2955	3066									3600
3800	1017	1181	1298	1415	1550	1666	1783	1929	2046	2168	2286	2403	2520	2736	2853	2971	3087										3800
4000	1057	1264	1347	1469	1621	1732	1855	2039	2128	2244	2367	2489	2709	2832	2953	3076											4000
4200																											4200
4400																											4400
4600																											4600
4800																											4800
5000																											5000

Shutter curtains over 50kg will be supplied in multiple sections for assembly on site, ensuring that each section can be handled safely



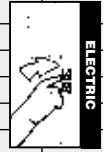
KEY

 (window) or (door)	 window only, can not be a door
 (window) or (door with motor and spring)	

MANUAL OVERRIDE
To add the option of manual override a surcharge of £89 must be added to the appropriate shutter price – see page 27

NO SURCHARGE
Please Note: there is no surcharge required for an anti-fall back device.

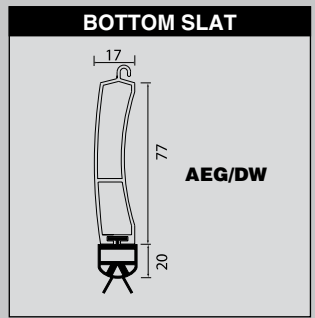
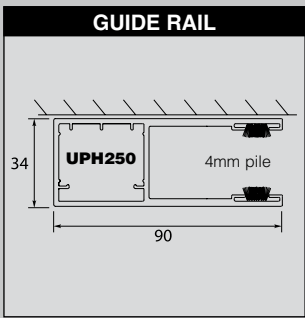
Minimum Width For Shutters Non-Override 660mm Override 710mm




OVERVIEW

COMMON APPLICATIONS
Ideal for single or double insulated garage doors. High security domestic shutters, medium security office entrance doors and external shopfronts. Wider sizes are designed for internal applications only making them ideal for use as room dividers, etc. Mix with SeceuroShield 8000 for partial vision through the shutter if required.

CONSTRUCTION
Curtain Slat
SeceuroShield 7700 uses a double walled foam filled aluminium slat.
Bottom Slat
Extruded aluminium with rubber bottom seal.




STANDARD STOCK COLOURS FOR CURTAIN (SLATS)



Some marking may occur at the top of the concave (coil) side of the curtain over time. This is unavoidable and due to prolonged contact with the locking system.


BOTTOM SLAT, BOX & GUIDES



Boxes and guides are supplied in white or dark brown at no extra charge.

Please note: Colour references on standard product are a guide only and will not match powder coated finish.
Note: Darker coloured double doors that are exposed to significant direct sunlight may be susceptible to expansion which may interfere with the operation of the door.

SWITCHES

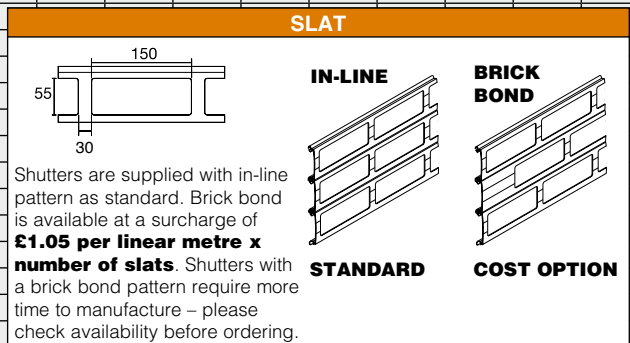


Switches
All electric shutters are supplied with an Inis Uno single pole switch as standard unless another control device is requested. All switches will be supplied with a surface mounted box unless a flush mounted box is requested on your purchase order. Switches are supplied "hold to run" for safety.

SECEUROVISION™ 8000 Spring & Lock Operation Partially or Fully Punched (No Glazing)

Maximum shutter height including box for each box size ▶

Height including shutter box mm	Width including guide rails mm																										
	1000	1200	1400	1600	1800	2000	2200	2400	2600	2800	3000	3200	3400	3600	3800	4000	4200	4400	4600	4800	5000	5200	5400	5600	5800	6000	
1000	367	391	433	473	522	564	604	645	686	732	773	836	877	993	1037	1082											1000
1200	413	443	498	547	595	670	692	745	793	842	905	966	1016	1132	1184	1235											1200
1400	431	491	545	598	653	710	765	818	885	940	994	1062	1237	1246	1303	1360											1400
1600	475	543	604	665	731	792	853	928	989	1051	1112	1194	1343	1386	1450	1514											1600
1800	517	583	650	720	788	868	934	1001	1068	1142	1208	1289	1491	1561	1582	1886											1800
2000	632	709	791	868	959	1036	1114	1191	1275	1357	1433	1518	1706	1742	1821												2000
2200	675	759	847	931	1031	1115	1199	1290	1380	1466	1550	1640	1810	1878													2200
2400	707	801	891	995	1085	1175	1272	1367	1456	1547	1637	1732															2400
2600	749	850	961	1059	1155	1260	1362	1460	1557	1654	1757	1855															2600
2800	793	898	1016	1120	1230	1340	1445	1549	1654	1763																	2800
3000																											3000
3200																											3200
3400																											3400
3600																											3600
3800																											3800
4000																											4000
4200																											4200
4400																											4400
4600																											4600
4800																											4800
5000																											5000



Please use the order form provided on page 54

KEY

- (window) or (door)
- (window) or (door with second spring) window only, can not be a door

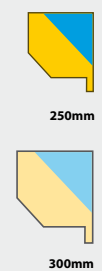
SECOND SPRING
When required (as shown above) a surcharge of £35 must be added to the appropriate shutter price.

SOLID PROFILE
Solid profile slat is available as a no cost option

Minimum width for Spring Loaded shutters:
Less than or equal to 2100mm in height = 665mm.
Greater than 2100 in height = 875mm.

WITH KEY LOCK

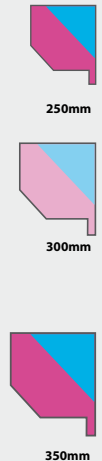
SPRING LOADED



SECEUROVISION™ 8000 Glazing Surcharge

Height including shutter box mm	Width including guide rails mm																										
	1000	1200	1400	1600	1800	2000	2200	2400	2600	2800	3000	3200	3400	3600	3800	4000	4200	4400	4600	4800	5000	5200	5400	5600	5800	6000	
1000	35	42	49	56	62	71	77	84	90	98	104	112	119	126	133	139	146	155	161	168	174	182	188	195	202	210	1000
1200	45	52	61	71	78	87	97	104	113	122	132	139	148	158	165	174	184	192	200	210	219	226	236	245	253	262	1200
1400	57	69	79	90	102	113	125	136	147	159	170	182	193	204	215	226	238	249	261	272	283	295	306	318	329	340	1400
1600	65	78	91	104	118	132	144	158	170	184	196	210	222	236	248	262	275	288	301	313	328	340	354	366	380	393	1600
1800	78	94	110	126	142	158	172	188	204	220	236	251	268	282	298	313	330	346	361	378	393	408	424	440	456	471	1800
2000	87	104	122	139	158	174	192	210	226	245	262	279	297	313	332	349	366	384	402	419	436	454	471	489	507	524	2000
2200	97	115	135	155	172	192	211	230	249	269	288	307	326	346	365	384	404	422	442	461	481	498	518	538	556	576	2200
2400	109	132	153	174	196	219	241	262	283	306	328	349	371	393	415	436	458	481	502	524	545	568	590	611	632	655	2400
2600	122	146	171	195	220	245	269	294	318	343	366	391	416	440	465	489	514	538	563	586	611	636	660	685	709	734	2600
2800	132	158	184	210	236	262	288	313	340	366	393	419	445	471	497	524	550	576	602	628	655	681	707	734	760	786	2800
3000	144	172	201	230	260	288	318	346	374	404	432	461	490	518	547	576	605	633	662	691	719	749	777	805	836	864	3000
3200	153	184	214	245	275	306	335	366	397	428	458	489	519	550	580	611	641	673	703	734	764	794	825	855	886	917	3200
3400	161	194	225	258	291	323	355	387	419	453	484	517	549	581	613	646	678	711	742	775	808	840	872	904	937		3400
3600	174	210	245	279	313	349	384	419	454	489	524	558	594	628	663	699	734	768	802	838	873	908	944			3600	
3800	184	220	256	294	330	366	404	440	476	514	550	586	624	660	695	734	766	805	843	879	917	953				3800	
4000	196	236	275	313	354	393	432	471	510	550	590	628	667	707	746	786	825	864	903	944	982					4000	
4200	206	246	286	329	370	410	452	492	532	575	616	656	698	738	780	821	862	902	944	985						4200	
4400	219	262	306	349	393	436	481	524	568	611	655	699	742	786	829	873	917	960								4400	
4600	226	272	318	362	408	454	498	544	591	636	681	727	772	817	863	908	953									4600	
4800	241	288	335	384	432	481	528	576	625	673	719	768	816	864	912	960										4800	
5000	248	298	348	398	447	497	547	597	648	695	746	796	846	896	946	995										5000	

SURCHARGE
Prices shown are a surcharge which must be added to the appropriate shutter price



70mm axle 100mm collars 4" 16gauge axle 30mm box extension 4" 10gauge axle 5" axle

Shutter curtains over 50kg will be supplied in multiple sections for assembly on site, ensuring that each section can be handled safely

Shutter curtains over 50kg will be supplied in multiple sections for assembly on site, ensuring that each section can be handled safely

SECEURO VISION™ 8000 Electric Operation Partially or Fully Punched (No Glazing)



KEY	
	(window) or (door)
	(window) or (door with anti-drop brake)

ANTI-DROP BRAKE
When required (as shown above) a surcharge of £97 must be added to the appropriate shutter price.

Surcharge for partially glazed shutter: (number of slats x total width of shutter) x £4 per metre

Maximum recommended size for windy areas (see page 58 for further details on wind loading).

Height including shutter box mm	Width including guide rails mm																				1000	1200	1400	1600	1800	2000	2200	2400	2600	2800	3000	3200	3400	3600	3800	4000	4200	4400	4600	4800	5000	5200	5400	5600	5800	6000
	1000	1200	1400	1600	1800	2000	2200	2400	2600	2800	3000	3200	3400	3600	3800	4000	4200	4400	4600	4800																										
1000	547	572	614	658	700	742	785	828	870	912	956	999	1040	1083	1126	1169	1350	1394	1439	1482	1526	1570	1614	1658	1701	1746	1000																			
1200	592	625	675	725	774	824	874	924	974	1023	1073	1123	1217	1266	1316	1366	1512	1563	1615	1666	1717	1769	1820	1870	1922	1973	1200																			
1400	610	664	720	776	830	886	941	996	1053	1108	1206	1262	1316	1372	1427	1483	1634	1691	1747	1804	1860	1917	1974	2030	2087	2145	1400																			
1600	655	717	780	843	905	967	1031	1093	1159	1261	1323	1387	1449	1511	1588	1650	1927	1994	2064	2131	2198	2265	2332	2400	2467	2628	1600																			
1800	690	758	826	893	961	1030	1097	1209	1277	1345	1414	1481	1563	1631	1699	1768	2047	2120	2193	2266	2339	2411	2576	2650	2722	2795	1800																			
2000	800	880	958	1036	1116	1194	1316	1394	1474	1552	1630	1722	1800	1880	2038	2119	2197	2278	2357	2530	2610	2690	2769	2848	2929	3009	2000																			
2200	843	929	1014	1100	1186	1316	1402	1487	1574	1673	1759	1845	1931	2038	2183	2270	2357	2536	2624	2711	2798	2886	2972	3059	3255	3342	2200																			
2400	875	967	1059	1149	1284	1376	1468	1558	1663	1754	1847	1937	2049	2141	2292	2476	2568	2660	2754	2847	2939	3032	3231	3325	3418	3511	2400																			
2600	918	1016	1115	1258	1356	1455	1553	1664	1764	1862	1961	2080	2180	2283	2528	2628	2727	2828	2927	3028	3235	3335	3436	3535	3636	3736	2600																			
2800	958	1063	1169	1318	1424	1529	1647	1754	1860	1965	2092	2204	2309	2414	2666	2772	2879	2985	3201	3307	3414	3522	3629	3736	4099	4213	2800																			
3000	1007	1119	1275	1387	1498	1615	1740	1853	1970	2104	2222	2333	2447	2703	2818	2930	3045	3267	3380	3494	3608	3721	4068	4188	4562	4692	3000																			
3200	1047	1166	1329	1447	1572	1703	1823	1941	2088	2212	2332	2452	2570	2835	2955	3184	3305	3425	3546	3667	3824	4114	4507	4641	4906	5039	3200																			
3400	1089	1258	1384	1509	1654	1779	1906	2057	2184	2317	2443	2569	2696	2966	3201	3329	3457	3584	3712	3876	4039	4507	4771	4910	5053		3400																			
3600	1123	1299	1430	1566	1713	1843	2001	2134	2272	2403	2536	2669	2891	3185	3317	3451	3585	3718	3912	4086	4229	4827	4975	30mm	Box extension*		3600																			
3800	1165	1346	1485	1642	1780	1919	2084	2230	2368	2507	2646	2876	3016	3315	3456	3597	3754	3899	4114	4266	4729	5026					3800																			
4000	1201	1388	1537	1695	1839	2011	2154	2305	2449	2594	2831	2976	3280	3426	3573	3760	3924	4080	4234	4701	4998						4000																			
4200	1286	1439	1595	1759	1911	2089	2246	2399	2551	2703	2947	3257	3410	3564	3718	3924	4086	4247	4720								4200																			
4400	1328	1486	1663	1822	2005	2165	2329	2489	2647	2899	3057	3374	3535	3695	3863	4030	4191	4674									4400																			
4600	1374	1536	1712	1874	2067	2243	2407	2570	2731	2966	3127	3380	3586	3747	3911	4232	4487										4600																			
4800	1421	1586	1760	1925	2128	2320	2485	2650	2816	3032	3197	3385	3638	3799	3959	4434											4800																			
5000	1468	1638	1822	2028	2203	2405	2574	2744	2974	3144	3313	3599	3769	3938	4419	4588											5000																			

Maximum shutter height including box for each box size

250mm
300mm
350mm

***BOX EXTENSION**
Please refer to the table to see when a box extension is required and see pages 12 and 14 for more details.

MANUAL OVERRIDE
To add the option of manual override a surcharge of £85 must be added to the appropriate shutter price - see page 27

SOLID PROFILE
Solid profile slat is available as a no cost option

ELECTRIC

Shutter curtains over 50kg will be supplied in multiple sections for assembly on site, ensuring that each section can be handled safely

70mm axle 100mm collars 4" 16gauge axle 4" 10gauge axle

*For further details on the **box extension** please refer to SecuroShield 6000. If the shutter required will contain a quantity of solid slat you must check the punched and glazed table for an indication of box extension requirement. **NOTE: THE ANTI-DROP BRAKE REQUIREMENT AREAS AND AXLE LINES SHOWN ON THIS TABLE ONLY APPLY TO PUNCHED SLAT. IF MIXED OR SOLID SEE GLAZING TABLE.**

OVERVIEW

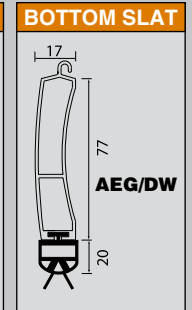
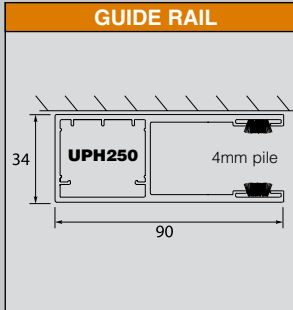
COMMON APPLICATIONS
Designed to provide the see-through protection demanded by many local authorities for high streets and modern shopping centres. Suitable for internal or selected external applications the combination of solid and punched slats achieve optimum strength while delivering up to 58.5% vision. Optional 1.5mm polycarbonate inserts further enhance security on external installations. Alternative uses include bar/kiosk and commercial applications where permanent vision is required.

CONSTRUCTION
Curtain Slat
SecuroVision 8000 uses a single walled extruded and punched aluminium slat. Solid slats are always used within the shutter box, part of a solid slat may be visible on a completely punched curtain.

Bottom Slat
Extruded aluminium with rubber bottom seal.

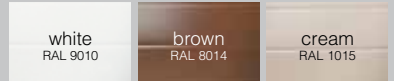
Shutter Box
Die cast aluminium end plates with two piece roll formed aluminium casing. Larger sizes (shutters with a curtain weight of approx. 75kg upwards) will be supplied with zinc plated steel end plates.

Guide Rails
Extruded aluminium with box section for fixing/reinforcement and high density 4mm pile brush seals. UPH250 guides supplied as standard.

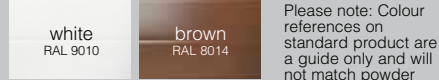


NOTE:
SecuroVision 8000 shutters with polycarbonate over 3600mm in width are fitted with two vertical strips of spacers. These run the full length of the curtain to cushion the slats as they coil up and are visible from the concave side of the shutter.

STOCK COLOURS FOR CURTAIN (SLATS)



BOTTOM SLAT, BOX & GUIDES



Please note: Colour references on standard product are a guide only and will not match powder coated finish.

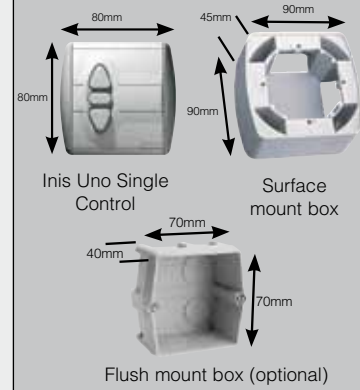
Accessories and options
For applicable accessories and components see pages 23-29 & 43-51.

This product can be powder coated
see page 69.

BOX LID

Box lids over 2000mm
All box lids over 2000mm wide have the box lid ripped back and are reinforced with 30x20mm aluminium angle to reduce deflection of the box lid and allow for deflection of the curtain.

SWITCHES



Switches
All electric shutters are supplied with an Inis Uno single pole switch as standard unless another control device is requested. All switches will be supplied with a surface mount box unless a flush mounted box is requested on your purchase order. Switches are supplied "hold to run" for safety.

! To comply with current health and safety legislation, electrically operated shutter(s) must be monitored throughout operation. If this is not possible a safety device must be fitted. Due to the risk of entrapment in an open shutter or grille, control should only be by a momentary switch. Remote or automatic control of any form requires a dedicated risk assessment and appropriate safety features eg. photo cells at the top and bottom of the shutter on the risk side(s).

SURVEYING • ORDERING • GENERAL DATA COMPONENTS BAR XPANDA GUARD MESH ACCESSORIES 9000 8000 7700 7500 6000 3801 3800 1500

SECEUROVISION™ 9000 Spring & Lock Operation 150mm Spacing

Maximum shutter height including box for each box size ▶

Height including shutter box mm	Width including guide rails mm																												
	1000	1200	1400	1600	1800	2000	2200	2400	2600	2800	3000	3200	3400	3600	3800	4000	4200	4400	4600	4800	5000	5200				5400	5600	5800	6000
1000	337	374	411	448	486	520	555	594	633	672	710	805	821	836	875	919													1000
1200	379	424	467	519	564	597	628	671	718	761	767	816	864	905	947	1009													1200
1400	412	462	519	569	619	655	695	743	791	839	864	908	954	1001	1046	1093													1400
1600	445	508	563	618	673	718	758	812	871	925	946	993	1045	1103	1155	1206													1600
1800	487	556	618	680	746	793	839	905	965	1025	1051	1111	1169	1226	1284	1342													1800
2000	541	609	679	753	822	874	932	999	1066	1132	1171	1228	1292	1357	1421	1485													2000
2200	573	648	727	801	876	940	994	1067	1147	1219	1261	1314	1384	1452	1522	1591													2200
2400	606	686	770	851	938	999	1058	1143	1220	1296	1343	1399	1474	1548	1622	1627													2400
2600	691	786	875	973	1063	1131	1205	1291	1378	1465	1518	1580	1664	1747	1760	1850													2600
2800	730	830	927	1031	1127	1200	1279	1372	1465	1558	1614	1682	1700	1796	1885	1975													2800
3000																													3000
3200																													3200
3400																													3400
3600																													3600
3800																													3800
4000																													4000
4200																													4200
4400																													4400
4600																													4600
4800																													4800
5000																													5000

KEY

(window) or (door)

(window) or (door with second spring)

window only, can not be a door

SECOND SPRING

When required (as shown above) a surcharge of £35 must be added to the appropriate shutter price.

Minimum width for Spring Loaded shutters:

Less than or equal to 2100mm in height = 665mm.

Greater than 2100 in height = 875mm.

70mm axle
100mm collars

SLAT CONFIGURATION OPTIONS

BOX LID

Gap increased by 50mm

Box lids
All box lids have the box lid ripped back are reinforced with 30x20mm aluminium angle to reduce deflection of the box lid and to allow for deflection of the curtain.

SPRING LOADED WITH KEY LOCK

SECEUROVISION™ 9000 75mm Spacing Surcharge (SPRING & LOCK or ELECTRIC OPERATION)

Maximum shutter height including box for each box size ▶

Height including shutter box mm	Width including guide rails mm																												
	1000	1200	1400	1600	1800	2000	2200	2400	2600	2800	3000	3200	3400	3600	3800	4000	4200	4400	4600	4800	5000	5200				5400	5600	5800	6000
1000	31	37	44	50	56	62	69	75	81	87	93	100	106	112	118	125	132	138	144	151	157								1000
1200	37	45	53	60	67	75	83	90	98	105	112	120	128	135	142	151	158	165	172	180	188								1200
1400	44	53	61	70	79	87	97	105	114	122	132	140	148	158	166	175	184	193	201	210	219								1400
1600	50	60	70	80	90	100	110	120	130	140	151	160	170	180	190	200	210	220	230	240	250								1600
1800	56	67	79	90	102	112	124	135	146	158	169	180	191	202	214	225	237	248	258	270	281								1800
2000	62	75	87	100	112	125	138	151	163	175	188	200	213	225	238	250	263	275	288	300	312								2000
2200	69	83	97	110	124	138	152	165	179	193	207	220	234	248	262	275	289	303	317	330	344								2200
2400	75	90	105	120	135	151	165	180	195	210	225	240	255	270	285	300	316	330	346	360	375								2400
2600	81	98	114	130	146	163	179	195	212	227	244	261	276	293	309	325	342	358	374	390	407								2600
2800	87	105	122	140	158	175	193	210	227	245	263	280	298	316	332	350	367	385	403										2800
3000	93	112	132	151	169	188	207	225	244	263	281	300	319	337	356	375	394												3000
3200	100	120	140	160	180	200	220	240	261	280	300	320	340	360	380	401													3200
3400	106	128	148	170	191	213	234	255	276	298	319	340	361	383	404														3400
3600	112	135	158	180	202	225	248	270	293	316	337	360	383	405															3600
3800	118	142	166	190	214	238	262	285	309	332	356	380	404																3800
4000	125	151	175	200	225	250	275	300	325	350	375	401																	4000
4200																													4200
4400																													4400
4600																													4600
4800																													4800
5000																													5000

KEY

(window) or (door)

(window) or (door with second spring if spring & lock, or anti-drop brake if electric operation)

ANTI-DROP BRAKE

When required (as shown above) a surcharge of £97 must be added to the appropriate shutter price.

SECOND SPRING

When required (as shown above) a surcharge of £35 must be added to the appropriate shutter price.

70mm axle
100mm collars

4" 16gauge axle

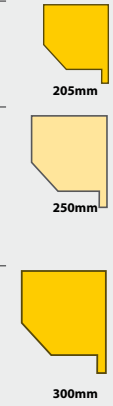
SURCHARGE

Prices shown are a surcharge which must be added to the appropriate shutter price

SECEUROVISION™ 9000 Electric Operation 150mm Spacing



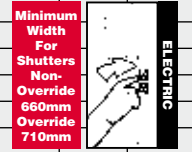
Height including shutter box mm	Width including guide rails mm																				Maximum shutter height including box for each box size ▼	
	1000	1200	1400	1600	1800	2000	2200	2400	2600	2800	3000	3200	3400	3600	3800	4000	4200	4400	4600	4800		5000
1000	558	582	614	643	677	713	747	794	822	856	891	925	959	985	1021	1058	1094	1130	1267	1315	1359	1000
1200	578	614	657	693	732	782	818	867	909	935	972	1008	1034	1073	1162	1203	1245	1286	1363	1409	1456	1200
1400	601	647	693	738	788	826	882	913	985	1008	1044	1081	1104	1180	1226	1271	1316	1361	1493	1544	1600	1400
1600	653	704	756	818	871	913	967	1016	1068	1113	1160	1207	1252	1306	1357	1408	1474	1525	1576	1627	1678	1600
1800	681	738	804	863	905	961	1016	1070	1124	1171	1222	1274	1320	1374	1443	1499	1659	1724	1785	1862	1922	1800
2000	706	776	839	891	951	1008	1068	1124	1173	1250	1308	1366	1443	1501	1562	1624	1754	1820	1892	1958	2023	2000
2200	738	807	877	931	995	1060	1119	1171	1229	1329	1393	1457	1558	1622	1689	1756	1846	1913	1987	2054	2160	2200
2400	782	856	919	985	1048	1119	1185	1241	1294	1411	1477	1544	1641	1714	1808	1880	1958	2030	2103	2175	2360	2400
2600	839	886	963	1032	1118	1196	1275	1354	1449	1528	1606	1692	1771	1872	1950	2034	2113	2192	2295	2478	2562	2600
2800	867	935	1006	1078	1173	1257	1341	1430	1527	1611	1695	1808	1892	1983	2068	2152	2237	2404	2487			2800
3000	895	985	1048	1126	1221	1309	1402	1504	1593	1682	1799	1888	1983	2072	2161	2250	2432					3000
3200	953	1014	1094	1173	1267	1365	1472	1565	1659	1780	1874	1973	2067	2161	2280	2418						3200
3400	995	1064	1185	1281	1386	1503	1608	1699	1830	1863	1968	2068	2167	2367	2584							3400
3600	1001	1115	1277	1390	1508	1637	1751	1865	2009	2129	2243	2357	2367	2376								3600
3800	1043	1210	1331	1450	1589	1709	1828	1977	2098	2223	2344	2464	2584									3800
4000	1083	1295	1382	1506	1663	1776	1902	2091	2182	2301	2427	2529										4000
	1000	1200	1400	1600	1800	2000	2200	2400	2600	2800	3000	3200	3400	3600	3800	4000	4200	4400	4600	4800	5000	



Please use the order form provided on page 54

ANTI-DROP BRAKE
When required (as shown above) a surcharge of £97 must be added to the appropriate shutter price.

MANUAL OVERRIDE
To add the option of manual override a surcharge of £89 must be added to the appropriate shutter price - see page 27



KEY

(window) or (door)

(window) or (door with anti-drop brake)

OVERVIEW

COMMON APPLICATIONS

Internal use only on shopfronts. Very tight coiling makes SeceuroVision 9000 particularly suitable for bar/kiosk and commercial applications where permanent vision is required.

CONSTRUCTION

Curtain Slat

SeceuroVision 9000 is constructed from a combination of extruded aluminium links and hinge section. Link spacing is 150mm in line as standard, however a brick bond pattern (no surcharge), 75mm spacing (surcharge) and solid slat profile (surcharge) are also available.

Bottom Slat

Extruded aluminium with reinforcing angle and no seal.

Shutter Box

Die cast aluminium end plates with two piece roll formed aluminium casing. Larger sizes (shutters with a curtain weight of approx. 75kg upwards) will be supplied with zinc plated steel end plates.

Guide Rails

Extruded aluminium with box section for fixing / reinforcement and high density 4mm or 7mm pile brush seals. UPH140 guides supplied with 205mm box. UPH240 guides supplied with 250 and 300mm box. UPH250 recommended on wider shutters and for shutters requiring higher security with 250, 300 or 350mm box.

NOTE:

Surcharge per solid slat £8 per linear metre.

SLAT
13mm
6.0/7.0kg m²
Weights shown for 150mm/75mm spacing
Nominal 100mm

STOCK COLOURS FOR CURTAIN & BOTTOM (SLATS)

Silver Anodised
Note: Where curtain is powder coated it will be done so when assembled.

BOX & GUIDES

white RAL 9010
brown RAL 8014

This product can be powder coated
see page 69.
Please note: Colour references on standard product are a guide only and will not match powder coated finish.

BOTTOM SLAT

AEG/X + reinforcing angle

GUIDE RAIL

205mm Box

GUIDE RAIL

250 & 300mm Box

GUIDE RAIL

Recommended for wider shutters and higher security requirements with 250mm or 300mm box
Please note this guide rail is an option that needs to be requested, it is not supplied as standard

Accessories and options

For applicable accessories and components see pages 23-29 & 43-51.

SWITCHES

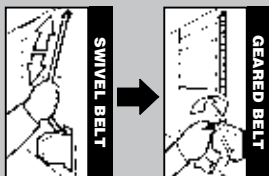
Inis Uno Single Control
Surface mount box
Flush mount box (optional)

! To comply with current health and safety legislation, electrically operated shutter(s) must be monitored throughout operation. If this is not possible a safety device must be fitted. Due to the risk of entrapment in an open shutter or grille, control should only be by a momentary switch. Remote or automatic control of any form requires a dedicated risk assessment and appropriate safety features eg. photo cells at the top and bottom of the shutter on the risk side(s).

Switches

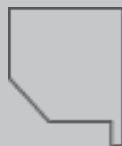
All electric shutters are supplied with an Inis Uno single pole switch as standard unless another control device is requested. All switches will be supplied with a surface mount box unless a flush mounted box is requested on your purchase order. Switches are supplied "hold to run" for safety.

GENERAL SHUTTER ACCESSORIES



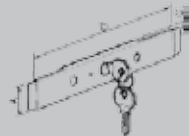
Geared Belt Winder Upgrade
An optional extra where the standard operation is by swivel belt winder only. Includes the required winding handle

Code:	YACCS G.BELT
Each	£29.10



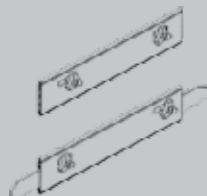
Larger Box Size
Optional when a shutter box needs to be increased for aesthetic reasons.

Code:	YACCS BOX
Each	£17.45



Key Lock In Bottom Slat
Included in the price of all spring and lock shutters. Available as keyed different (maximum of 50 different locks) or as keyed alike. Supplied with 2 keys as standard, additional blank keys can be ordered (see components page 51 for details). This price is for the lock fitted in a bottom slat and includes a lock cover plate (for the barrel side of the lock) and locking bars required.

Code:	YACCS KEYLOCK
Each	£45.80
Lock Cover	
Code:	YBS021L0
Each	£8.20



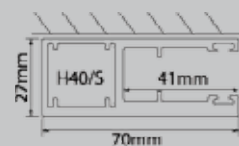
Shoot Bolts In Bottom Slat
Also available in place of a bottom slat key lock for bars and serveries, etc.

Code:	YACCS S.BOLT
Each	£45.80



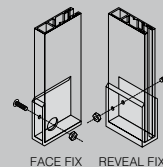
U30 "U" Channel
Normally used as a catch rail at the bottom of SeceuroScreen 1500 and SeceuroShield 3800 instead of cill angle. The bottom slat must have a rubber seal fitted.

Code:	YACCS U30
Per metre	£12.05



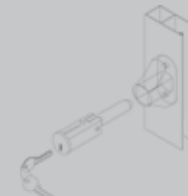
H40/S Guide Surcharge
Where additional security is required (available for SeceuroScreen 1500 and SeceuroScreen 3800 only). Wind end locks will be fitted to the curtain as standard when this option is selected. See page 45 for specifications.

Code:	YACCS H40/S
Each Pair	£52.35



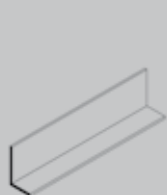
Steel Reinforcement Plates
For use with H40/S guide rails only. Supplied as standard with SeceuroShield 3801. Available as an optional extra with SeceuroShield 3800 at a surcharge. Available to suit either face fitted or reveal fitted guide rails. State clearly your requirement.

Code Reveal fit:	YGU00101
Each Pair	£38.00
Code Face fit:	YGU00102
Each Pair	£38.00




Guide Rail Bullet Locks
Where additional security is required. Suitable for H40/S & UPH 250 guide rails only. The default height for the centre of the bullet lock pin is approximately 195mm from the base of the guide. This height puts the pin in the centre of a CD38 slat. The position is adjusted for the other slat profiles to ensure the pin is in the centre of a slat. If you require the bullet lock in a different position you must specify this on your order. Bullet locks on foam filled curtains should be in the bottom slat or an extruded slat placed in the curtain at appropriate height. The bullet locks are self tapped from the rear of the guide. Available as keyed alike or as keyed different. 2 keys supplied per bullet lock. Additional keys are not available.

Code:	YACCS BULLET
Each Pair	£74.15
Upgrade from bottom slat lock to a pair of bullet locks	
Code:	YACCS BULLET U/G
Each Pair	£22.95



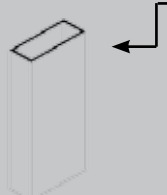
30mm x 20mm x 3mm Aluminium Angle
Utilised as either cill angle or a closure angle. Stock colours: white, mid brown and mill finish. Stocked in 6m lengths.

Mill finish	YBS300E0
Per metre	£7.30
White	YBS300E1
Per metre	£7.30
Mid Brown	YBS300E2
Per metre	£7.30



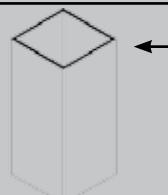
75mm x 25mm x 3mm Aluminium Angle
Utilised as a larger alternative to 30 x 20. Stock colours: white, dark brown and mill finish. Stocked in 5m lengths.

Mill finish	YBS700E0
Per metre	£12.15
White	YBS700E1
Per metre	£12.15
Mid Brown	YBS700E2
Per metre	£12.15



50mm x 20mm x 3mm Aluminium Packing Box Section
Used to pack shutters off the wall by 20mm. Stock colours: white, dark brown and mill finish. Stocked in 6.5m lengths.

Mill finish	YBS520E0
Per metre	£13.50
White	YBS520E1
Per metre	£13.50
Mid Brown	YBS520E2
Per metre	£13.50



50mm x 50mm x 3mm Aluminium Packing Box Section
Used to pack shutters off the wall by 50mm. Stock colours: white, dark brown and mill finish. Stocked in 6.5m lengths.

Mill finish	YBS550E0
Per metre	£16.95
White	YBS550E1
Per metre	£16.95
Mid Brown	YBS550E2
Per metre	£16.95



50mm x 50mm x 3mm Electroplate Galvanised Steel Angle.
Available in white, dark brown or galvanised.

Code:	YCS403S0
Per metre	£15.60



75mm x 50mm x 3mm Electroplate Galvanised Steel Angle.
Available in white, dark brown or galvanised.

Code:	YCS402S0
Per metre	£17.95



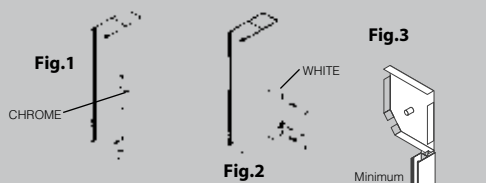
75mm x 50mm x 5mm Electroplate Galvanised Steel Angle.
Available in white, dark brown or galvanised.

Code:	YCS410S0
Per metre	£26.80

Surcharge for powder coating angles and packing box sections in other standard colours £7.68 per metre (please note minimum surcharge for powder coating on any shutter or component part order is £65.00 nett). Please note that White or Medium Brown finish will incur a longer lead time.

REMOVABLE GUIDE RAILS AND SLOPING BOTTOM SLATS

REMOVABLE GUIDE RAILS



Removable Centre Rails
Appropriate on bar and servery applications with 2+ shutters where the opening needs to be clear. The top of each removable guide rail locates into a matching 70mm length which is permanently fixed to its end plate during manufacture (Fig.3). The bottom of each rail is secured using a chrome bolt which is supplied loose along with a recessed 40mm socket and dust cap (fig.1) or by using a white or brown lockable bolt (fig.2). One bolt per pair of removable guide rails. Shutters with removable guide rails and a curtain weight of 40kg or more will be supplied with steel end plates.

Code: YACCS REMRAILS
Each Pair £69.15

Removable guide rails complete with lockable shoot bolt (keyed alike) available in white or brown

Code: YACCS REMLOCK
Each Pair £115.55

Lowering the the curtains open position for spring loaded shutters

Guide Rail Stops

Optional 'L' brackets can be attached to the guide rails which will catch the bottom slat stops when the shutter is opening.

This will affect the balance of the springing and the shutter may need locking in the open position.

Code: YBOTTOMSLATKIT
Price: £21.80

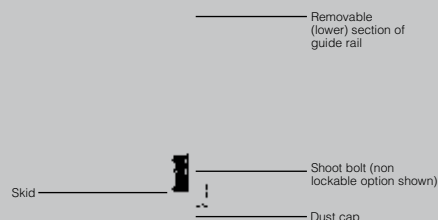
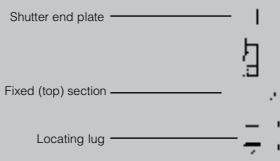
Please note this optional extra is not available for H40/S guide rails.

Important information regarding surveying, ordering and installing

• Must be ordered using the order form.
No orders will be accepted for removable guide rails unless they are ordered using the SWS UK removable guide rail order form. This will ensure you receive the products as required.

• SeceuroVision shutters
Shutters from the SeceuroVision range should be ordered with the locking option in order to maintain security. This will be included by SWS automatically with the surcharge unless your order requests otherwise.

• How will they be supplied?
Removable (lower) section of the guide rail will be supplied with the locating lug, skid and bolt attached to the guide. The fixed (top) section of guide rail will be supplied loose with the fixings required to attach it to the end plate. When attaching this section of guide rail ensure that the chamfered end of the guide rail is at the bottom. The dust caps (bar top recess) will be supplied with the top section of guide rail. Removable guide rails which meet at either 90° or 180° will be fastened together by SWS. Both guide rails will be supplied with skids but only one locating lug and only one shoot bolt per pair of guide rails.



SLOPING BOTTOM SLATS

Important information regarding surveying and ordering

• Must be ordered using the order form
No orders will be accepted for sloping bottom slats unless they are ordered using the SWS UK sloping bottom slat order form. This will ensure you receive the product you require.

• No bottom slat locks
Unfortunately it is not possible for us to supply a sloping bottom slat with a bottom slat lock fitted.

• Rubber seal only
All sloping bottom slats will be supplied with the rubber seal used on our SeceuroGlide range. We are unable to supply a sloping bottom slat with a bottom slat reinforcing handle.

• No woodgrain finish available
We are unable to supply sloping bottom slats in any of our range of woodgrain finishes.

• Only AEG/X bottom slat
Unless supplied with a SeceuroGlide Compact a sloping bottom slat will always be constructed from an AEG/X bottom slat. Please note that this differs from the standard bottom slat supplied with SeceuroShield 7700, SeceuroVision 8000 and SeceuroGlide. A sloping bottom slat for a SeceuroGlide compact will be constructed from an AEG bottom slat.

• Limited guide rails
When a sloping bottom slat is required on a SeceuroShield 6000 / 7700 or a SeceuroVision 8000 / 9000 the shutter must have UPH250 (90mm) guide rails. Please ensure that your survey has taken this into account. A SeceuroGlide requiring a sloping bottom slat can be supplied with either H75 or UPH250 guide rails. A SeceuroGlide Compact will always require UPH140 guide rails.

• Maximum width
The maximum width for a sloping bottom slat is 5000mm. This is the overall door width including guide rails.



• Maximum height difference (h)
The maximum height difference (h) the sloping bottom slat can accommodate is 250mm. When surveying you must ensure that the total height of the sloping bottom slat does not exceed the box end size for the door or you will struggle to load the curtain into the guide rails.
*To obtain the total height of the sloping bottom slat you need to add the standard height of an AEG/X bottom slat (95mm) or the standard height of an AEG bottom slat (60mm) to your height difference (h). You must also ensure your customer is aware that when the door is fully open the sloping bottom slat will remain in the guide rails reducing the clear height available.



Sloping Bottom Slat
We are able to supply sloping bottom slats for SeceuroShield 6000 / 7700 and SeceuroVision 8000 / 9000 shutters. Please note the conditions listed when ordering.

Door Width	
0 to 2500mm	£212.60
2501 to 5000mm	£330.30

NOTE: Sloping bottom slats are manufactured to order – this may increase the lead time please call for details.



ELECTRICALLY OPERATED SHUTTER ACCESSORIES (SEE WIRING AND TECHNICAL DETAILS PAGES 61-66)



Inis Uno Single Pole Switch For One Shutter

Used to operate one shutter, supplied with an electric shutter as standard unless another electric controller is ordered (requires back box).


Code: EC37200
Each £20.25



Inis Duo Dual Pole Switch For 2 Shutters

This will operate two shutters simultaneously. (requires back box) Available as standard with 2 shutters only when requested.


Code: EC37301
Each £32.70



Surface Mount Box

For use with Inis Uno and Inis Duo. Supplied as standard with a complete shutter.

Code: EC37400
Each £5.10



Flush Mount Box

For use with Inis Uno and Inis Duo. Supplied with a complete shutter only when requested.


Code: EC37500
Each £5.10



Single / Dual Pole Key Switch (Momentary)

Utilised instead of, or with a standard switch to deliver extra security, for direct switching of motor. Can operate two shutters simultaneously.

Code: EC38102(Keyed Different)
Code: EC38103(Keyed Alike)
Each £60.00



Flush mounted face plate

Can be added to the front of the surface mounted key switch when a flush mounted key switch is required.


Code: EC38104
Each £5.10



Key Switch Security Housing

Padlockable metal housing for a surface mounted key switch (padlock not included) supplied in galvanised finish, white or brown as standard.

Code: EC36000
Each £71.95



Includes one Inis Uno switch when supplied as part of an order for a shutter.

Group Command For 4 Shutters

When shutters need to be operated in groups or individually. Also used where two switches operate one shutter.

Code: EC39400
Each £185.30



KS02 Anti-Tamper Controller For Key Switches

Supplied with tamper proof key switch as standard.

Code: EC355T3
Each £187.05



Manual Override Lock (fitted)

Secures the manual override access hole on motorised shutters. Available for exit E on 205mm box or bigger. Not available as keyed alike. Blank keys are not available.

Code: SGACCS1 O/RLOK
Each £100.70



Manual Override Lock (loose)

Secures the manual override access hole on motorised shutters. Available for exit E on 205mm box or bigger. Not available as keyed alike. Blank keys are not available.

Code: MT018A1
Each £43.10



Universal Motor Test Lead


Code: EC38400
Each £175.00

ELECTRICALLY OPERATED SHUTTER ACCESSORIES (SEE WIRING AND TECHNICAL DETAILS PAGES 61-66)

Please Note: when ordering, please state how wide your door is if you are not ordering this with a door. Price does not include safety edge if ordered separately



Will only operate SWS SeceuroSmart receivers.



Single/multi-channel SecuroSmart Kit
Pre-wired kit containing one receiver, 2 transmitters (single channel kit) / 1 transmitter (multi-channel kit). Both kits are also available with an RDU fitted, please state on your order if you require this option.

Single Channel Kit
Code: EC40000
Each: £283.40
Multi-Channel Kit
Code: EC40002
Each: £283.40

SecuroSmart Professional (No bulk head light or switches)
Includes 2 transmitters but no safety devices and is hold to run operation only.

Code: EC39500
Each £185.30

SecuroSmart Remote Transmitter
Must be used in conjunction with a SecuroSmart receiver. Single channel unit identified by grey casing. Transmitter cover as standard.

Code: EC351T0
Each £55.15

Multi-channel Remote Transmitter
Used with Multi-channel receiver It will operate up to 4 shutters. Multi-channel unit identified by light blue casing. Transmitter cover as standard.

Code: EC39101
Each £65.40

Remote Control Wireless Key Pad
This unit operates one door only.

Code: EC355T9
Each £180.95

Transmitter Battery 2 batteries per transmitter. Battery type CR 2016

Code: EC36100
Each £4.05



SecuroSmart Remote Receiver (with bulk head light)
Fitted internally it enables shutters to be operated remotely. No transmitters included.

Code: EC39202
Each £112.35



90 db alarm (for use with SecuroSmart receiver unit)
Attaches to the receiver unit. The alarm is activated if the shutter is lifted manually. Dimensions 39mm x 47mm.

Code: EC40004
Each £16.40



RF04 Remote Receiver
Required when controlling automated gates with the same transmitter used to operate a roller shutter or garage door.

Code: EC36200
Each £283.40



Wireless Rocker Switch
Must be used in conjunction with a SecuroSmart receiver. Used to operate one or more shutters. One receiver unit is required for each shutter.


Code: EC40102
Each £52.35



Suitable for face or flush fitting

Anti-Tamper Wireless Key Switch
Must be used in conjunction with a Single Channel SecuroSmart receiver. Will delete all transmitters from the receiver if the cover

Code: EC40101
Each £196.20



Key product features:

- Unit Can Be Set To Provide Back Up For 31 or 100 Days
- Minimum of 8 Complete Open and Close Shutter Cycles in Standby Mode
- Energy Saving Sleep Mode
- 12 month warranty

See page 28 for battery backup selection. See page 64 for further product details.

DESCRIPTION (Battery back up)	STOCK CODE	PRICE
PP300W	EC35501	£346.70
PP450W	EC35701	£358.10

PLEASE NOTE: A single or multi-channel hand transmitter is required to wake the battery back up, from its energy saving sleep mode, in the event of a power failure.

NEW

One hand transmitter is supplied with the battery back up as standard and is included in the above price.

Bracket for battery back up only suitable for PP300W & PP450W units	STOCK CODE	PRICE
To suit all units	EC3880B	£34.90

Requires wiring to link it to the receiver unit.



Can not be used with an auto time return kit.

Remote Indicator Panel
Must be used in conjunction with a SecuroSmart receiver. This panel contains a large three colour LED which will indicate the status of the door. Available with switch.

Code: EC40200
Each £52.35
Indicator panel with switch
Code: EC40201
Each £70.90

To comply with legislation this kit will only work with a safety edge and a PEC.



Auto Time Return Kit
Converts a standard SecuroSmart receiver into an auto close module. Will close a door automatically after a pre selected time (10 sec to 6 minutes). Time selected using dip switches, 12 pre set times available. PEC kit included.

Code: EC40202
Each £163.50

MOTOR SIZES & PRICES

NOTES FOR ALL MOTORS

- All motors are supplied with a 2.5 metre long cable as standard.
- 5 metre and 10 metre motor cables can be ordered see shutter accessories (see below right).
- All motors are supplied with mounting brackets and adaptors as required. To ensure the correct parts are supplied, when you order a motor you must make it clear the size and type of shutter and axle.
- The tables shown are a simplified guide to assist motor selection and allow for collars when appropriate. During manufacture motor requirement is calculated more precisely to suit the size of the shutter which may result in a different motor being supplied to that indicated. A higher specification motor may be substituted due to stock shortage.

All motors (excl. Hercules) feature:

- Rapid set push button limit switches
- Clip-on drive adaptors and brackets
- Multiple mounting positions of motor head
- Standard Index of Protection rating: IP44
- Supply cable via removable connector
- Integral thermal protection
- Integral electromagnetic brake
- Continuous running time: 4 mins
- Temperature range -10c to +40c

Manual override motors (excluding the Hercules range) also feature:

- Manual operation by hand crank in the event of a power failure
- Limit positions not affected by manual drive

Hercules motors feature:

- Fitted with flexible supply cable
- Progressive limit switches
- Temperature range: -25c to +85c
- Standard Index of Protection rating: IP44
- Integral electromagnetic brake
- Continuous running time: 4 mins

INTERNAL

Fig. 1

Specify a 45° joint with 2 hole fixing plate
Box Exit F

EXTERNAL

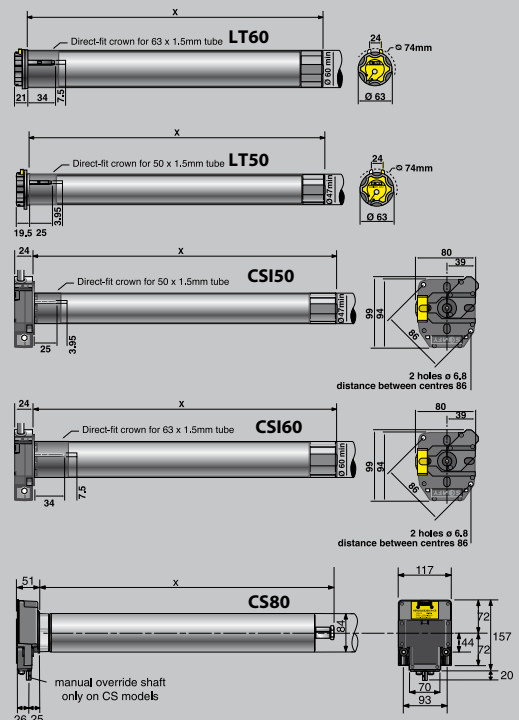
Fig. 2

Specify a 90° joint with 4 hole fixing plate
Box Exit A

EXTERNAL

Fig. 3

Specify a 90° joint with 2 hole fixing plate
Box Exit H



Universal Motor Test Lead

Used when access to the limits is restricted

Code:	EC38400
Each	£175.00

Limit Setting Tool

Used when access to the limits is restricted

Code:	YMT139M1
Each	FOC

Extension Cables

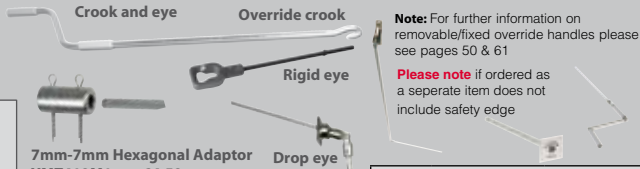
Versions for override and non-override motors

Non-Override Motors		
Code:	YMT050M2	5m £13.60
Code:	YMT100M2	10m £20.75
Override Motors		
Code:	YMT051M2 (CSI)	5m £13.60
Code:	YMT101M2 (CSI)	10m £20.75

NON OVERRIDE MOTOR			
DESCRIPTION	CODE	PRICE	DIM X
LT50 Jet 10/12	YMT510M1	£199.50	505
LT50 Atlas 15/12	YMT515M1	£209.30	525
LT50 Meteor 20/12	YMT520M1	£220.15	525
LT50 Helios 30/12	YMT530M1	£236.60	555
LT50 Mariner 40/12	YMT540M1	£283.40	605
LT50 Vectran 50/12	YMT550M1	£294.30	605
LT60 Vega 60/12	YMT560M1	£337.90	614
LT60 Sirius 80/12	YMT580M1	£370.60	614
LT60 Titan 100/12	YMT600M1	£429.45	659

OVERRIDE MOTOR			
DESCRIPTION	CODE	PRICE	DIM X
CSI50 Meteor 20/17	YMT521M1	£305.20	594
CSI50 Gemini 25/17	YMT525M1	£319.40	594
CSI50 Helios 30/17	YMT531M1	£334.40	594
CSI50 Mariner 40/17	YMT541M1	£345.65	594
CSI60 Orion 55/17	YMT555M1	£379.30	640
CSI60 Vega 60/12	YMT561M1	£382.60	640
CSI60 Sirius 80/12	YMT581M1	£402.25	640
CSI60 Titan 100/12	YMT601M1	£463.30	675
CSI60 Taurus 120/12	YMT621M1	£559.20	675
CS80 Hercules 150/8	YMT650M1	£902.45	652
CS80 Hercules 200/8	YMT700M1	£1036.55	652

OVERRIDE ACCESSORIES		
DESCRIPTION	CODE	PRICE
1100mm manual override crook	YMT110M1	£10.40
1500mm manual override crook	YMT125M1	£11.75
2000mm manual override crook	YMT200M1	£12.90
45° drop eye joint 4 hole plate	YGD02005	£26.90
175mm Rigid metal override eye	YMT130M1	£4.80



7mm-7mm Hexagonal Adaptor

YMT410M1 £4.50
(Used to extend 7mm hexagonal override bar)

YMT411M1 £4.00 / 330mm

Manual Override

Used as a way of manually operating motorised shutters in an emergency. Please state if you require hook & eye or a removable / fixed override handle. If you require a removable / fixed override handle please state whether you require the 2 hole 45 degree, 2 hole 90 degree or the 4 hole 90 degree handle.

Code:	YACCS OVERRIDE
Each:	£89.37

Emergency Low Level External Manual Override

Used for operating internally fitted, motorised shutters from external side. Includes lock and cover plate for security. **Weight limit is 75kg!**

Code:	YMT120M1 LOW LEV Kit each	£135
Articulated small winding handle		
Code:	YMT121M2	£30.85
1500mm articulated crank		
Code:	YMT121M3	£52.35
PVC duct & lockable aluminium cover		
Code:	YMT121M4	£47.95
Spare blank keys		
Code:	YMT120M5	£6.75

NEW

Concealed Override Kit		
Code:	YMT020M1	Concealed override exit (white) £18.70
Code:	YMT020M2	Concealed override exit (brown) £18.70
Code:	YGD020006	Concealed override handle £57.10*



* If purchased as a component If this override option is selected with a product, for example as the shutter override option then the handle will be included in the manual override surcharge

RADIO MOTOR SELECTION

RTS range of tubular motors for window shutters

Radio motors have been designed to ease the installation of automated shutters, providing wiring and accurate remotely set limit positions.

- Radio motors are a versatile and flexible solution, providing convenient easy-to-use features.
- Available with and without manual override facility.
- Quicker installation with no wiring to the switch position.
- Choice of remote controls.
- Opportunities for extra sales value with less work!
- Several motors can be grouped together; no group commands required.
- Powerful range of 200m in open space and 20m through two concrete walls.

Please contact your account manager who will quote the most suitable option for your enquiry.

MOTOR NAMES

Somfy motors will no longer be given names such as Jet and Mariner but will be referred to by their range and torque value.

What do the numbers mean?

LT50 10/12

LT or **CSI** - indicates whether the motor is a **non override** (LT) or an **override** (CSI) motor.

50, 60 & 80 - the number after the LT or CSI indicates the motor **series** that the motor belongs to.

10 - The next number is the **torque** value for this motor. The larger the shutter the greater the torque value required.

12 - The final number indicates the **speed** of the motor and is the number of revolutions per minute that the motor will operate at.

MOTOR SELECTION

SECEUROSCREEN 1500			
Axle	Max Area m ²	Motor	Override Motor
60/70mm	4	LT50 10/12	
60/70mm	6	LT50 15/12	
60/70mm	8	LT50 20/12	CSI50 20/17

SECEUROSHIELD 3800			
Axle	Max Area m ²	Motor	Override Motor
60/70mm	2	LT50 10/12	
60/70mm	3	LT50 15/12	
60/70mm	4	LT50 20/12	CSI50 20/17
60/70mm	5		CSI50 25/17
60/70mm	6	LT50 30/12	CSI50 30/17
60/70mm	9	LT50 40/12	CSI50 40/17
60/70mm	11	LT50 50/12	CSI60 55/17
70mm	12		
4"	12	LT60 60/12	CSI60 80/12

*SECEUROVISION 3800			
Axle	Max Area m ²	Motor	Override Motor
60/70mm	2	LT50 10/12	
60/70mm	4	LT50 15/12	
60/70mm	5	LT50 20/12	CSI50 20/17
60/70mm	6		CSI50 25/17
60/70mm	8	LT50 30/12	CSI50 30/17
60/70mm	10	LT50 40/12	CSI50 40/17

*SeceuroVision 3800 tables are for fully punched shutters with no glazing. If the shutter has glazing fitted use the SeceuroShield 3800 table.

SECEUROSHIELD 3801			
Axle	Max Area m ²	Motor	Override Motor
60mm	3	LT50 10/12	
60mm	4	LT50 15/12	
60mm	6	LT50 20/12	CSI50 20/17
60mm	6.25	LT50 30/12	CSI50 25/17
70mm	6		CSI50 30/17
70mm	7	LT50 40/12	CSI50 40/17
70mm	10	LT50 50/12	CSI60 55/17
70mm	12	LT60 60/12	CSI60 60/12

BATTERY BACKUP SELECTION			
KEY	DESCRIPTION - (Battery Backup)	STOCK CODE	PRICE
	Battery Backup PP300W	YEC5501	£346.70
	Battery Backup PP450W	YEC35701	£358.10

*Please note: we are currently unable to supply a battery back-up to suit the CS80 200/8 or the CS80 150/8 motor

SECEUROSHIELD 6000			
Axle	Max Area m ²	Motor	Override Motor
70mm	2	LT50 10/12	
70mm	3	LT50 15/12	
70mm	4	LT50 20/12	CSI50 20/17
70mm	5		CSI50 25/17
70mm	6	LT50 30/12	CSI50 30/17
70mm	8	LT50 40/12	CSI50 40/17
70mm	10	LT50 50/12	
70mm	11.8		CSI60 55/17
70mm	11.8	LT60 60/12	CSI60 60/12
70mm	16	LT60 80/12	CSI60 80/12
70mm	20		CSI60 100/12
4"	4	LT50 30/12	CSI50 30/17
4"	6	LT50 40/12	CSI50 40/17
4"	8	LT50 50/12	CSI60 55/17
4"	9	LT60 60/12	CSI60 60/12
4"	12	LT60 80/12	CSI60 80/12
4"	16	LT60 100/12	CSI60 100/12
4"	19		CSI60 120/12
4"	20		CS80 150/8*
5"	12	LT60 100/12	CSI60 100/12
5"	14		CSI60 120/12
5"	18		CS80 150/8*
5"	20		CS80 200/8*

SECEUROSHIELD 7700			
Axle	Max Area m ²	Motor	Override Motor
100mm, 16swg, 10swg	2	LT50 10/12	
100mm, 16swg, 10swg	4	LT50 15/12	
100mm, 16swg, 10swg	5	LT50 20/12	CSI50 20/17
100mm, 16swg, 10swg	7		CSI50 25/17
100mm, 16swg, 10swg	8	LT50 30/12	CSI50 30/17
100mm, 16swg, 10swg	11	LT50 40/12	CSI50 40/17
100mm, 16swg, 10swg	14	LT50 50/12	
100mm, 16swg, 10swg	15	LT60 60/12	CSI60 55/17

The battery backup selection guide shown above is only applicable when the shutter is operated by a hold to run switch. Using a battery back up with a remote control receiver may increase the size of the battery back up required. Please contact your account manager for further details.

MOTOR SELECTION
SECEUROVISION 9000 75mm spacing

Axle	Max Area m ²	Motor	Override Motor
70mm/ 4"	2	LT50 10/12	
70mm/ 4"	3	LT50 15/12	
70mm/ 4"	4	LT50 20/12	CSI50 20/17
70mm/ 4"	5		CSI50 25/17
70mm/ 4"	6	LT50 30/12	CSI50 30/17
70mm/ 4"	8	LT50 40/12	CSI50 40/17
70mm/ 4"	10	LT50 50/12	
70mm/ 4"	11		CSI60 55/17
70mm/ 4"	12	LT60 60/12	CSI60 60/12
70mm/ 4"	16	LT60 80/12	CSI60 80/12
5"	16	LT60 100/12	CSI60 100/12

SECEUROVISION 9000 150mm spacing

Axle	Max Area m ²	Motor	Override Motor
70mm/ 4"	2	LT50 10/12	
70mm/ 4"	3	LT50 15/12	
70mm/ 4"	4	LT50 20/12	CSI50 20/17
70mm/ 4"	6		CSI50 25/17
70mm/ 4"	7	LT50 30/12	CSI50 30/17
70mm/ 4"	9	LT50 40/12	CSI50 40/17
70mm/ 4"	12	LT50 50/12	CSI60 55/17
70mm/ 4"	14	LT60 60/12	CSI60 60/12
70mm/ 4"	16	LT60 80/12	CSI60 80/12

SECEUROVISION 8000 (FULLY PUNCHED)

Axle	Max Area m ²	Motor	Override Motor
70mm/ 4"	2	LT50 10/12	
70mm/ 4"	3	LT50 15/12	
70mm/ 4"	4	LT50 20/12	CSI50 20/17
70mm/ 4"	5		CSI50 25/17
70mm/ 4"	6	LT50 30/12	CSI50 30/17
70mm/ 4"	8	LT50 40/12	CSI50 40/17
70mm/ 4"	10	LT50 50/12	
70mm/ 4"	11		CSI60 55/17
70mm/ 4"	12	LT60 60/12	CSI60 60/12
70mm/ 4"	16	LT60 80/12	CSI60 80/12
70mm/ 4"	20	LT60 100/12	CSI60 100/12
5"	16	LT60 100/12	
5"	19		CSI60 120/12
5"	20		CS80 150/8*

SECEUROVISION 8000 GLAZED OR SOLID

Axle	Max Area m ²	Motor	Override Motor
70mm/ 4"	1.5	LT50 10/12	
70mm/ 4"	2	LT50 15/12	
70mm/ 4"	3	LT50 20/12	CSI50 20/17
70mm/ 4"	3.8		CSI50 25/17
70mm/ 4"	4	LT50 30/12	CSI50 30/17
70mm/ 4"	6	LT50 40/12	CSI50 40/17
70mm/ 4"	7	LT50 50/12	
70mm/ 4"	8		CSI60 55/17
70mm/ 4"	9	LT60 60/12	CSI60 60/12
70mm/ 4"	12	LT60 80/12	CSI60 80/12
70mm/ 4"	15	LT60 100/12	CSI60 100/12
70mm/ 4"	18		CSI60 120/12
70mm/ 4"	20		CS80 150/8*
5"	12	LT60 100/12	CSI60 100/12
5"	14		CSI60 120/12
5"	18		CS80 150/8*
5"	20		CS80 200/8*



SECEUROSHIELD 7500

Axle	Max Area m ²	Motor	Override Motor
4"	1.4	LT 50 10Nm/12	
4"	2.1	LT 50 15Nm/12	
4"	2.9	LT 50 20Nm/12	CSI 20Nm /17
4"	3.6		CSI 25Nm /17
4"	4.3	LT 50 30Nm/12	CSI 30Nm /17
4"	5.8	LT 50 40Nm/12	CSI 40Nm /17
4"	7.2	LT 50 50Nm/12	
4"	7.7		CSI 55Nm /17
4"	8.6	LT 60 60Nm/12	CSI 60Nm /12
4"	11.6	LT 60 80Nm/12	CSI 80Nm /12
4"	14.4	LT 60 100Nm/12	CSI 100Nm /12
4"	17.2		CSI 120Nm /12
4"	21.6		CSI 150Nm /8*
4"	28.8		CSI 200Nm /8*
5"	6.1		CSI 55Nm /17
5"	6.7	LT 60 60Nm/12	CSI 60Nm /12
5"	8.9	LT 60 80Nm/12	CSI 80Nm /12
5"	11.2	LT 60 100Nm/12	CSI 100Nm /12
5"	13.4		CSI 120Nm /12
5"	16.8		CSI 150Nm /8*
5"	22.4		CSI 200Nm /8*

SECEUROVISION 7500

Axle	Max Area m ²	Motor	Override Motor
4"	1.8	LT 50 10Nm/12	
4"	2.6	LT 50 15Nm/12	
4"	3.6	LT 50 20Nm/12	CSI 20Nm /17
4"	4.5		CSI 25Nm /17
4"	5.4	LT 50 30Nm/12	CSI 30Nm /17
4"	7.3	LT 50 40Nm/12	CSI 40Nm /17
4"	9.0	LT 50 50Nm/12	
4"	9.6		CSI 55Nm /17
4"	10.8	LT 60 60Nm/12	CSI 60Nm /12
4"	14.5	LT 60 80Nm/12	CSI 80Nm /12
4"	18.0	LT 60 100Nm/12	CSI 100Nm /12
4"	21.5		CSI 120Nm /12
4"	27.0		CSI 150Nm /8*
4"	36.0		CSI 200Nm /8*
5"	7.6		CSI 55Nm /17
5"	8.4	LT 60 60Nm/12	CSI 60Nm /12
5"	11.1	LT 60 80Nm/12	CSI 80Nm /12
5"	14.0	LT 60 100Nm/12	CSI 100Nm /12
5"	16.8		CSI 120Nm /12
5"	21.0		CSI 150Nm /8*
5"	28.0		CSI 200Nm /8*

BATTERY BACKUP SELECTION

KEY	DESCRIPTION - (Battery Backup)	STOCK CODE	PRICE
	Battery Backup PP300W	YEC5501	£346.80
	Battery Backup PP450W	YEC35701	£358.10

The battery backup selection guide shown above is only applicable when the shutter is operated by a hold to run switch. Using a battery back up with a remote control receiver may increase the size of the battery back up required. Please contact your account manager for further details.

*Please note: we are currently unable to supply a battery back-up to suit the CS80 200/8 or the CS80 150/8 motor

Notes



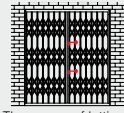
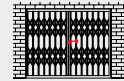
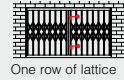
A large, empty rectangular area with a light gray background, intended for taking notes. It is framed by a thin black border and occupies most of the page below the header.

SECEUROGUARD™ 1000 Retractable Security Gate

For openings of less than 600mm x 600mm we recommend using SecuroBar (see pages 39/40).

Available lock positions – only one lock per gate, indicate which position is required on the order form

Please use the order form provided on page 53



Height mm	Single sash hinge aside max																			All single sash gates 2m wide and above will be supplied with split sashes												Bi-parting hinge aside max							
	800	900	1000	1100	1200	1300	1400	1500	1600	1700	1800	1900	2000	2100	2200	2300	2400	2500	2600	2700	2800	2900	3000	3100	3200	3300	3400	3500	3600	3700	3800	3900	4000						
800	252	257	264	276	290	307	323	340	357	372	383	400	417	434	450	464	479	496	512	529	546	560	572	590	606	623	639	653	666	683	699	714	727						
900	253	265	277	291	307	327	344	361	378	393	407	424	441	458	475	489	505	522	539	555	572	590	606	624	639	656	673	689	702	720	736	753	767						
1000	256	273	290	307	323	344	363	380	397	414	431	447	464	481	498	515	531	548	565	582	599	620	639	656	673	690	707	723	740	757	774	791	807						
1100	272	303	308	327	347	366	386	405	425	445	462	481	502	519	538	557	578	594	613	634	652	673	693	712	732	750	769	790	807	838	858	878	897						
1200	277	310	312	333	355	374	391	413	435	450	471	491	513	533	551	572	593	611	631	653	673	687	711	732	750	785	795	815	840	907	922	939	963						
1300	291	314	333	355	378	396	414	438	459	479	501	522	544	565	586	609	630	651	672	693	715	736	756	819	841	863	882	904	928	938	967	983	1005						
1400	323	347	371	395	417	438	458	481	505	529	551	575	599	623	647	669	693	716	740	764	786	824	848	872	896	918	942	966	989	1013	1035	1059	1083						
1500	333	358	383	407	431	455	479	501	525	550	575	599	623	647	669	694	719	743	767	806	832	855	879	904	929	951	975	1001	1026	1049	1073	1097	1119						
1600	344	371	397	421	445	471	498	522	546	572	599	623	647	669	693	719	748	770	794	848	862	884	908	935	963	985	1009	1035	1064	1086	1110	1133	1157						
1700	365	392	420	445	470	498	526	551	576	605	632	657	683	707	732	758	786	825	853	879	907	932	959	985	1013	1038	1065	1091	1119	1145	1171	1196	1221						
1800	384	413	441	468	497	525	552	581	609	636	665	693	720	746	770	812	840	867	896	924	951	980	1007	1035	1064	1091	1119	1148	1175	1203	1232	1259	1287						
1900	405	435	463	494	525	552	582	610	638	669	699	728	757	783	824	855	884	914	942	972	1002	1031	1059	1089	1116	1148	1177	1206	1234	1265	1296	1324	1351						
2000	428	458	487	519	551	581	610	639	669	701	733	762	792	834	869	897	929	959	988	1020	1053	1083	1111	1140	1170	1202	1236	1265	1293	1326	1359	1388	1418						
2100	455	487	518	551	585	615	648	678	711	744	778	807	837	883	914	947	981	1011	1044	1077	1111	1141	1174	1204	1237	1267	1300	1330	1363	1397	1430	1503	1535						
2200	481	515	550	584	617	652	686	719	753	788	821	853	882	943	964	998	1031	1066	1099	1133	1169	1202	1236	1271	1304	1334	1364	1398	1433	1509	1542	1577	1611						
2300	496	530	564	601	636	670	704	739	773	809	844	876	922	963	991	1026	1062	1095	1131	1164	1198	1234	1271	1304	1338	1370	1402	1481	1515	1551	1584	1618	1653						
2400	512	546	580	617	655	690	723	757	791	828	880	916	949	983	1017	1055	1093	1127	1160	1195	1229	1266	1304	1338	1371	1406	1482	1519	1557	1591	1626	1659	1693						
2500	526	572	602	636	672	707	741	778	813	863	907	922	958	991	1024	1062	1098	1133	1169	1204	1240	1276	1314	1347	1380	1458	1493	1530	1568	1602	1637	1672	1708						
2600	542	580	617	651	685	722	760	798	851	888	926	964	1002	1035	1069	1107	1145	1182	1220	1258	1296	1334	1371	1447	1482	1519	1557	1595	1633	1671	1708	1746	1784						
2700	564	603	644	680	716	754	794	848	888	926	966	1003	1043	1078	1115	1156	1196	1234	1274	1311	1350	1388	1468	1507	1545	1584	1622	1661	1699	1739	1780	1819	1856						
2800	584	627	669	708	748	786	825	883	926	966	1005	1044	1083	1122	1161	1203	1246	1286	1325	1364	1404	1485	1524	1568	1610	1649	1687	1726	1766	1809	1852	1892	1931						
2900	596	641	687	731	774	815	899	941	989	1032	1076	1119	1162	1203	1245	1290	1337	1380	1423	1467	1538	1593	1635	1679	1725	1768	1812	1855	1892	1934	1977	2019	2061						
3000	615	660	720	750	794	834	918	960	1009	1052	1095	1139	1182	1223	1265	1309	1356	1400	1443	1486	1557	1612	1654	1699	1745	1788	1831	1875	1911	1953	1997	2039	2081						
3100	635	680	754	770	813	854	938	980	1028	1072	1115	1158	1202	1242	1284	1329	1376	1419	1463	1506	1577	1632	1674	1718	1764	1808	1851	1894	1931	1973	2016	2058	2100						
3200	655	699	788	811	833	874	958	999	1048	1091	1135	1178	1221	1262	1304	1349	1395	1439	1482	1526	1597	1652	1693	1738	1784	1827	1871	1914	1951	1993	2036	2078	2120						
3300	674	719	821	838	853	893	977	1019	1068	1111	1154	1198	1241	1282	1324	1368	1414	1458	1502	1545	1616	1671	1713	1758	1804	1847	1890	1934	1970	2012	2056	2098	2140						
3400	694	739	855	864	872	912	996	1038	1087	1131	1174	1217	1261	1301	1343	1388	1434	1477	1521	1565	1636	1691	1733	1777	1823	1867	1910	1953	1990	2032	2075	2117	2159						
3500	714	758	888	890	891	932	1015	1057	1107	1150	1194	1237	1280	1321	1363	1408	1454	1497	1540	1584	1656	1709	1751	1797	1843	1886	1930	1973	2010	2052	2095	2137	2179						

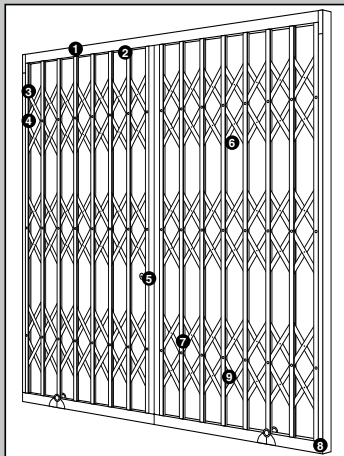

OVERVIEW

COMMON APPLICATIONS

Internal medium to high security domestic and selected commercial and retail applications. Made to measure in powder coated pre-galvanised steel.

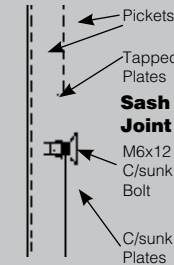
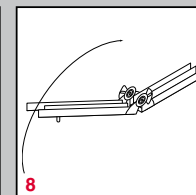
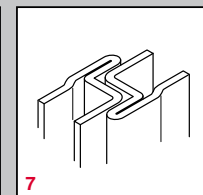
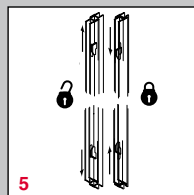

CONSTRUCTION

Lattice
High grade steel in 'X' lattice as standard and 'S' lattice as an option. Weight 19kgm² nominal



GENERAL ARRANGEMENT

- 1 Top hung on nylon coated steel bearings
- 2 All galvanised steel construction
- 3 Powder coating in a range of colours
- 4 Fits within or around the reveal
- 5 Multi-point locking from single key – 2 point
- 6 Strong steel lattice with smooth durable finish
- 7 Overlapped locking profiles
- 8 Optional folding bottom track
- 9 Steel rivetted lattice assembly system.



Gate Height Range (mm)	Number of lock hooks available
1000+	2 (4 optional)
1000-501	2
500-350	Fixed Panel

NOTE: SecuroGuard 1000 can accommodate an unlimited width with multiple sashes. Sashes are made in single pieces up to 2m wide. Larger sizes are made in sections for assembly on site, ensuring the weight of each section can be handled safely. Gates which are wider than 4m will be supplied with the top track in two pieces, the split will be in the middle. Where two split sashes meet two pickets are joined together using bolts and fixing plates supplied loose (see illustration above).

