

NEW
CHASSIS RANGE
Every style now with steel chassis construction



the **coach house**
collection of craftsman built garage doors



contemporary & traditional
March 2011



chassis range

buckingham

Coach house

Gorgeous... Hand crafted in cedar mouldings and cedar tongue and groove boards for timeless appeal in sixteen designs

The Bierton



The Bledlow



The Burnham




The Chalfont



The Chartridge



The Chesham



The Coleshill*



The Gawcott



The Hardwick



The Ickford*



The Quainton



The Radnage*



The Taplow




The Tingewick




The Uxbridge




The Wendover




Light Oak




Antique Oak




Chestnut



Mahogany



Walnut



Ebony



Silver



Silver Grey

Which colour?...

Each door is available with a base-treatment that you will need to stain in a colour of your choice, or factory fully finished in one of eight classic timber shades. Woodrite uses the Sonneborn & Rieck "Impra" wood finish system and recommends this for on site finishing - contact Woodrite for your nearest stockist.



Hand crafted in cedar mouldings and cedar faced ply for timeless appeal in twelve designs.

The Appley



The Cannington



The Chard



The Churchill



The Holcombe



The Horton



The Kingsdon



The Standerwick



The Taunton



The Tickenham



The Washford



The Yeovil



A simple thing...

A simple thing, quality - when you know how. At Woodrite Doors we are time-served joiners with years of experience. An eye for detail and an ability to work with, rather than against, the natural properties of our timbers produces the very best.

The Coach House range of garage doors represents the finest - hand-built in cedar and finished to exacting standards.

With a little care timber lasts and is forgiving of minor knocks and bumps. Fully finished doors are protected by a base-treatment and UV resistant finishing coats for lasting good looks.

Select with confidence knowing you are in good hands - craftsman's hands.

The thing about timber...

Today's approach seems to be all about uniformity, however those of us who know true beauty understand the value of wood.

Every door is unique with it's own character. We select the timbers for each door to work sympathetically together, not hide natural variations. If you are fitting doors side by side, let us know and we'll make your doors from similar tones and grains to create complementary pairing.

How is my door made?

All doors are built to order from grade one selected cedar tongue and groove boards, mouldings and cedar faced ply. All boards are individually dipped in base coat to ensure penetration into the end grain and grooves. All doors have a strong galvanized and powder coated steel chassis in dark brown. The chassis protects the timber edges with a neat frame that gives the door increased strength and rigidity.



A neat corrosion protected chassis "frames" the door panel and protects the timber edges.



What will my size of door look like?



Double doors over 10'6" wide are created with the appearance of two single doors side by side to ensure proportions are retained. Doors up to 10'6" wide use repeated features or wider proportions for each feature to achieve an attractive and balanced design. All doors have a strong galvanized and powder coated steel chassis in dark brown. The chassis protects the timber edges with a neat frame that gives the door increased strength and rigidity.

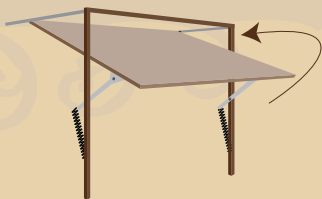
Handles and locks?...

Doors are supplied with a black handle and key operated lock to activate the multi point latches - security comes as standard! For doors that are to be motorised, lock deletion can be specified at the time of order - locks can always be fitted at a later date but lock holes cannot be removed!

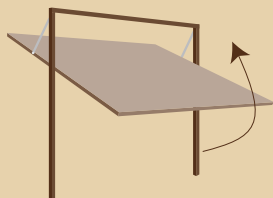


Black

How will my door operate?



All up and over doors are supplied on retractable opening gear as standard. Retractable gear is ultra-reliable and perfect for automation. It also provides light and easy spring assisted opening when operated manually. The door slides up and back, "retracting" almost completely into the garage on tracks fixed to the garage ceiling or side walls.



Canopy opening gear is available as an option on single doors up to 8'0" wide and 7'0" high. The door slides up on spring assisted arms running in tracks fitted to the back of the frame legs and forms a "canopy" that projects out from the front of the garage.

A word about windows


Doors that feature windows are constructed with sections of stippled polycarbonate that allows light to pass into the garage but cannot be seen through. Clear polycarbonate is available as a no cost option. The Colsehill, Radnage, and Ickford styles from the Buckingham range are also available with square or diamond leading as a no cost option.



Stippled (clear option available)



Diamond lattice leading



Square lattice leading

Frames?

All doors are available with the option of a frame. Frames are built from galvanized steel and finished in brown or white.

Doors up to 10'0" wide X 7'6" high (3048mm X 2286mm) are supplied with the frame pre-fitted to the door. Frames for doors over this width/height are supplied as a kit for assembly on site.

For full sizing details on frames and all doors see our price list, however frame jambs are available for canopy doors in 60mm and 75mm for retractable doors. Doors are available with the further option of a 70mm x 70mm or 70mm x 90mm softwood or hardwood frame (all sizes supplied as a kit). All doors can be fitted to a good quality timber goal post type frame, we recommend a minimum of 70mm X 70mm section to provide adequate fixing for the doors operating gear.

Guarantee

Woodrite doors are guaranteed against any form of manufacturing defect or mechanical failure for a period of 2 years from the date of original purchase.

The exterior factory fully finished panel is guaranteed to provide a weatherproof membrane which will resist perforation of the substrate from the weather side due to corrosion for a period of up to 5 years, dependent on location and position of door and provided door has been maintained in accordance with the manufacturers instructions.

Full conditions are available on our website at:
www.woodritedoors.co.uk/guarantee

presented by:



Woodrite Doors Limited, Unit G2 Borough Road, Buckingham Road Industrial Estate, Brackley, Northants NN13 7BE
Tel 01280 841010 Fax 01280 843180 Email sales@woodritedoors.co.uk Web www.woodritedoors.co.uk

Woodrite reserves the right to alter specifications to design and manufacture without notification. All specifications are correct at time of publication, errors and omissions excepted.