



**WESSEX
DOORS**

*Garage Doors With
A Unique quality*

**G.R.P. GARAGE DOOR
SIDE HINGED RANGE
GUIDE**

Garage Doors With A Unique quality

SIDE HINGED GARAGE DOORS

Wessex Doors is Europe's largest manufacturer of low maintenance G.R.P. (Glass Reinforced Polyester) garage doors and a leading innovator in the field of garage door design.

Wessex Doors has developed its side hinged range of doors as this traditional style of operation is as popular as ever. This new range gives an extended spectrum of choice whether you are replacing an existing door or looking to add the convenience of side hinged opening to your garage.

All styles are available made to measure and this service comes at no extra charge. Whatever the project and whatever the budget, Wessex has the right door for you!

G.R.P. is an incredibly strong, dent resistant modern composite laminate with a better strength to weight ratio than steel. Side hinged doors are supplied fully finished, won't warp, shrink or rust and are virtually maintenance free.

A build quality suitable for all budgets

All Doors are available in Classic or Exclusive build qualities. Doors are supplied to open outward with the lock on the right when viewed from the outside. Left hand opening is available as an option. All doors are finished in white to the internal face for maximum light reflection within the garage.

Classic - Built with a bonded steel frame to provide added strength and rigidity. Doors feature an all round protective edge profile in a solid colour complementary to the selected door finish. Doors are supplied pre-framed as standard with draft strips to all three sides and a brush strip to the bottom edge.

Exclusive - Feature double skin construction with internal steel reinforcing. The flat backing conceals all bracings for a very neat interior finish in light reflecting white. Due to the double wall construction of these doors, no translucent window options are available. Doors are supplied pre-framed as standard with draft strips to all three sides and a brush strip to the bottom edge.



CLASSIC (LEFT)
EXCLUSIVE (RIGHT)
INTERIOR FACE

With fully finished doors in either High Gloss White or life-like Woodgrain finishes and attractive door styles, the side hinged range represents uniquely flexible value for money...

For details of additional ranges available from Wessex Doors please see our main Range Guide or visit www.wessexdoors.co.uk.



**WESSEX
DOORS**



IMPACT TESTED FOR STRENGTH



NO MORE
RUST!

Beside The Seaside!

Not only is G.R.P. tough, it is also excellent at resisting the ravages of the weather, even in coastal locations.

The corrosive effects of salt laden air can be easily seen in rusting gates, door hinges and garage doors. G.R.P. eliminates corrosion and the benefits inland are just as convincing - minimal maintenance!

G.R.P. is the material of choice for the sailing industry - look how many G.R.P. yachts are out there! Make G.R.P. your choice for a new garage door...



Gloss White

M-M  7+

Emsworth



M-M  7+

Grafton



M-M

Newbury



M-M  *Cheltenham 2/3:1/3*



M-M  *Edwardian 2/3:1/3*



Key To Symbols:



Made to Measure



Optional Glazing



Available over 2134mm high

Garage Doors With A Unique quality

SIDE HINGED GARAGE DOORS

The range of doors shown here is split into two types of design - high gloss white and woodgrain. The symbols by each door denote the sizes available and if glazing can be selected as an option.

Styles are generally available as centre opening, with selection of designs also available with a 2/3: 1/3 split opening - a particularly popular choice when the garage door is also regularly used for pedestrian entry to the garage.

Side hinged doors are also ideal for locations where obstructions are present within the garage, preventing the installation of Up & Over, sectional or roller doors.



CLASSIC INTERIOR FACE

EXCLUSIVE INTERIOR FACE

M-M

County



Woodgrain

M-M

Frensham



M-M

7+

Hascombe



WHITE



MAGNOLIA



BLEACHED OAK



RED MAHOGANY



DARK MAHOGANY



LIGHT OAK



DARK OAK



HONEY BEECH



TEAK



ROSEWOOD



GOLDEN BROWN



EBONY



BLUE



RED



GREEN



WOODTONES

Hand finished by craftsmen, woodgrain doors are "antiqued" to reproduce the natural subtlety of timber. Please advise if doors are to be fitted side by side to allow doors to be finished as a pair. Each door is unique but pairs will be matched as closely as possible for density of colour and tone.

M-M 7+

Loxwood

M-M 7+

Rushmoor

M-M

Sherborne

M-M

Sherwood

M-M

Warwick



M-M 7+

York



M-M 7+

Hascombe 2/3:1/3



M-M 7+

York 2/3:1/3



M-M  7+

Boston 2/3:1/3



M-M  7+

Majestic 2/3:1/3



Specification & Options



EXCLUSIVE LOCKING
The back of an Exclusive build door showing the locking arrangement with details above of: Brass effect finger pull and Eurolock night latch with triple throw deadlock and twin vertical locking rods for three point security to the active leaf.



CLASSIC LOCKING
Brass effect night latch with white lock body.



4 Pairs of Dogbolt hinges fitted to all doors



Top and bottom shoot bolts to inactive leaf



Door stays supplied as standard with all doors (Exclusive door build shown)

SECURITY

Exclusive build doors feature four pairs of dogbolt security hinges, a brass effect finger pull with Eurolock night latch, three point latching and a triple throw deadlock to the active leaf. They also feature a pair of “monkey tail” shoot bolts to the inactive leaf. Exclusive build doors are the high security choice.

Classic build doors feature four pairs of dogbolt security hinges, a brass effect Yale type night latch with white lock body* to the active leaf and a pair of “monkey tail” shoot bolts the inactive leaf. A mechanical digital lock is available as an upgrade on night latch doors (Not available on Eurocylinder locking). *Note: Newbury, Cheltenham, Warwick and Boston designs have a Eurocylinder night latch with deadbolt and two point latching as standard.



DIGITAL LOCK Upgrade option for Classic night latch doors available in brass effect or chrome effect.

WINDOWS (OPTIONAL ON STYLES MARKED WITH)

PLAIN BLACK

STIPPLED

CLEAR




Please note black windows are opaque and cannot be seen through. Exclusive build doors are not available with stippled or clear windows.

SQUARE LEADING

BORDER LEADING

DIAMOND LEADING



Please note that when specifying clear or stippled windows, some elements of the bracing structure attached to the rear of the door may be visible from the outside.


Leading options for plain black, stippled or clear.

FRAMES


Pre-fitted Steel Frames are standard on all doors. Door frame uprights are available in a choice of 50mm or 65mm. Frames supplied have an exterior Plastisol coating available in white or brown as standard, with the option of black Plastisol or a laminate coating in Rosewood or Golden Oak.

Please specify the size and colour required when ordering.

*Woodgrain Golden Oak and Rosewood are polymer laminates and provide a good match to Honey Beech and Dark Mahogany respectively. Please request a sample for confirmation.



WHITE



BLACK



BROWN



GOLDEN OAK*



ROSEWOOD*

GENERAL INFORMATION

- LOCK POSITIONS**
These vary between styles and between doors of different heights of the same style.
- DOOR OPENING**
Doors are supplied to open outward with the lock on the right when viewed from the outside. Left hand opening is available as an option.
- GLAZED G.R.P. DOORS**
All window design doors are fitted with standard black opaque windows, which cannot be seen through. Clear and stippled translucent windows are available as options on Classic build doors only.
- END STILES**
Width of end stiles will vary between doors of the same style of different widths.
- PHOTOGRAPHY**
All door images in this publication are of 7'0" x 7'0" (2134mm x 2134mm) sized single doors.
- COLOURS**
Colours shown in this publication are for guidance only. For accurate colours please request to see a current sample.
- TRANSLUCENCY**
Translucency of the door panel on Classic build doors may vary when viewed from the inside on a bright day due to variations in laminate thickness. This does not represent a manufacturing defect and overall performance is not affected.

CI/SfB			
127	(31.56)	X	

PRODUCT WARRANTY – WESSEX GARAGE DOORS LTD. (WESSEX)

PRODUCT GUARANTEES

Subject to conditions set out below;

- (a) Wessex garage doors are guaranteed against any form of manufacturing defect for a period of 2 years from the date of original purchase.
- (b) Wessex Garage Doors Limited also guarantee that its garage doors will operate safely and reliably for a period of 10 years from original installation.
- (c) The Exterior finish is guaranteed to provide an effective weatherproof membrane which will resist perforation of the substrate from the weather side due to corrosion for the periods indicated below.
10 years - GRP
- (d) Colour change or fade to the exterior surface will be limited and uniform for a period of 2 years.

CONDITIONS

1. During the comprehensive 2 year guarantee period Wessex Garage Doors Limited undertake to repair or replace (at its discretion), and without charge, products or components which have suffered any form of manufacturing defect. Claims must be notified within 3 days from the date of delivery or within a reasonable time after discovery of any defect.
2. Products covered by these guarantees must have been purchased through an authorised Wessex garage door distributor or as original equipment attached to a newly built dwelling.
3. The warranties shall apply for normal use only. Normal use constitutes no more than 5 operations (open/close cycles) per day.
4. The warranties offered attach to the Wessex product only and no consequential damages will apply no matter how caused.
5. No liability will be accepted as a result of normal wear and tear, incorrect storage, incorrect handling, faulty installation, incorrect use or wilful damage.
6. Claims under this guarantee must be made through the original supplier and accompanied by relevant documentation indicating the date of purchase (e.g. receipt).
7. Wessex Garage Doors Limited maximum liability shall be the original purchase price inclusive of Value Added Tax at the rate prevailing when supplied.
8. Any product which is the subject of a claim:
 - i) must have been correctly installed in accordance with the installation instructions supplied and thereafter properly maintained by a suitably experienced engineer on a regular basis as set out in the Maintenance and Operating Instructions provided with every door. (Additional copies of these instructions are available by calling 01202 825451). We recommend that regular maintenance is provided by a suitably experienced engineer. See your Yellow Pages for your local Wessex Garage Door specialist.
 - ii) must have the manufacturers reference number still intact (found on the barcode label on the door)
 - iii) must not have been modified in any way.
9. Claims will not be accepted where the cause is due to:
 - i) impact or mechanical damage suffered during or following installation, e.g scratches, indentations, tears, scuffs or other surface abrasion.
 - ii) damage or discolouration caused by contact with any form of caustic, abrasive or corrosive substance, fumes, bird droppings, fire, smoke, floodwater, salts, acids, or from exposure to abnormal atmospheric pollution.

10. This guarantee excludes normal wear and tear on items such as lock cylinders, hinges or stays.
11. Only Wessex original spare parts must be used when required. The use of non-Wessex parts shall invalidate this guarantee. Warranty period for replacement parts is 6 months or the balance of the original warranty period if greater.
12. The Exterior Finish Guarantee applies only to the weatherside surface and where more than 5% of the surface area of the door is affected. Surfaces must be freely exposed to washing by rainfall and kept clear of accumulated dirt and debris and given equal exposure to local environmental conditions and consistent natural lighting conditions across the face of the door. Special attention is drawn to Clause (9) (i).
13. Parts replaced free of charge become the property of Wessex Garage Doors Limited.
14. Attempted repairs by non-qualified individuals shall invalidate this guarantee.
15. The specific terms of this guarantee shall only apply to products purchased on or after April 2008 within the UK and Eire.
16. Wessex garage doors and associated products are sold subject to the Wessex Garage Doors Limited Standard Terms and Conditions of Sale, copies of which are available upon request. Wessex Garage Doors Limited shall not be liable as a result of any representation, implied warranty or other term or condition or for any consequential loss or damage, costs, expenses or other claims whatsoever except as expressly set out in these Terms and Conditions of Sale.

General Advice

Door Cleaning

Periodically clean the door panel using warm water and a soft cloth or sponge. Allow to dry naturally. Never use detergent, abrasive, caustic or solvent based cleaners as they may damage the door surface. Bird droppings should be removed immediately as these can be particularly caustic.

Customer Maintenance

Moving parts should be lubricated regularly to ensure smooth operation. Every six months visually inspect all wear items for signs of wear. If wear is detected we recommend you contact your local Wessex approved service engineer to arrange for a replacement.

Other performance issues affecting Wessex. garage doors are:

Wessex G.R.P doors are individually handcrafted products manufactured to specific customer order. Due to the nature of the product and the hand finishing processes used they may occasionally display small blemishes which do not detract from the overall appearance of the product. These are regarded as being within manufacturers tolerance when such blemishes are not visible to the naked eye when viewed from a distance of three metres. Similarly, Woodgrain effect products will, like the natural material, display colour variations across their surface and colour will vary from door to door. Ordering doors to match helps reduce the variation but will not eradicate it entirely.

Translucency of the door panel may vary when viewed from the inside on a bright day due to variations in laminate thickness. This does not represent a manufacturing defect and overall performance is not affected.

Size and Deflection - the natural curing process does not affect the ultimate product size and a tolerance of ± 6 mm on both height and width is deemed acceptable.

These terms and conditions do not affect your statutory rights.

Presented by:



WESSEX DOORS

WESSEX GARAGE DOORS LTD
EBBLAKE INDUSTRIAL ESTATE, VERWOOD,
DORSET, BH31 6AZ
TELEPHONE: 01202 825451 FAX: 01202 823242
EMAIL: sales@wessexdoors.co.uk

Date: February 2009 Issue 2

Please Note:

- As Wessex Garage Doors' policy is one of continuous improvement, we reserve the right to change the specification or withdraw any products without prior notice.
- All details are correct at time of going to press. E & OE.

www.wessexdoors.co.uk

also see...

www.grpsectionalgaragedoors.co.uk